



A Division Of Softpro

**1 YEAR ADVANCED GRAPHIC DESIGN
MOTION GRAPHICS, UI/UX DIPLOMA**

**ADOBE PHOTOSHOP | INDESIGN
ADOBE ILLUSTRATOR | VECTOR GRAPHIC |
| MOTION GRAPHICS | ADOBE PREMIER PRO
VFX | AFTER EFFECTS | SOUND EDITING |
UI/UX | ADOBE XD | FIGMA**

1 YEAR GRAPHIC DESIGNING, UI/UX & VFX VIDEO EDITING

100% Job Assistance

**Become a Certified Motion Graphics, UI/UX
Graphic Design, VFX & Video Editing Professional**





ADVANCE MOTION GRAPHIC DESIGN



AGVPRO

Early Bird Offers

Fees ~~1,69,990~~

Rs. **??990**

All Inclusive
Limited Time Offer

ALL INCLUSIVE

- ✓ 1 YEAR
- ✓ Advance Modules
- ✓ Certificates
- ✓ 18 % GST Included
- ✓ Books & Notes
- ✓ Live Projects



Dadar / Matunga
9930375161

ANDHERI West
9833900330

Matunga West
9833900110

Certified 1 Year AGVPRO (Expert Level)

MOTION GRAPHICS & Designing | Adobe Photoshop | Illustrator | In-Design
VECTOR GRAPHIC | Premier Pro | After Effects VFX | VIDEO EDITING | UI/UX

ADVANCED GRAPHIC DESIGN, VISUAL EFFECTS, UI/UX, VFX, VIDEO PRO DIPLOMA [1YEAR-AGVPRO]

SEMESTER 1: Master Graphic Design Diploma (15 Modules)

1.Module 1: Adobe Photoshop™

·Introduction to Photoshop tools and basic image editing techniques.

2.Module 2: Adobe Illustrator™

·Fundamentals of vector graphics and creating scalable illustrations.

3.Module 3: Adobe In-Design™

·Layout design and publishing using InDesign for print and digital media.

4.Module 4: Adobe Dimension™

·Advanced techniques in working with Product & Packaging

SEMESTER 2: Video Editing & VFX Diploma (7 Modules)

Module 5: Digital Art

·Exploring digital art creation using various software tools.

Module 6: Adobe Premier PRO™

·Basics of video editing and production using Adobe Premiere Pro.

Module 7: Adobe After Effects™

·Introduction to motion graphics and visual effects using After Effects.

Module 8: Adobe Audition™ (Sound Editing)

·Sound editing and enhancement for multimedia projects.

SEMESTER 3: UI UX Diploma (21 Modules)

Module 9: ·Comprehensive exploration of **User Interface (UI) and User Experience (UX) design principles** across 21 modules. UI Design Principles, User Journey Analysis, High Fidelity Design, **FIGMA**, Wire-framing **Adobe XD** VISUAL Design, Color Psychology, **Advance Portfolio, Interview, 100% Practical & Multiple Projects.**

SEMESTER 4: PORTFOLIO, Certification & Social Media

Module 10: PORTFOLIO & Resume Creation & Social Media PERSONAL BRANDING, Integration of skills learned into a Professional Portfolio, Resume creation, and Building a Personal Brand on Social media.

Duration: 1 YEAR + PORTFOLIO CREATION

Timings : Morning, Evening & Afternoon

Attend a
DEMO
Class



Trained over 13041+ Students

4.9/5 ★★★★★ 243 Reviews

ADVANCE MOTION GRAPHIC DESIGN



AGVPRO

Early Bird Offers

Fees ~~1,69,990~~

Rs. ??990

All Inclusive
Limited Time Offer

ALL INCLUSIVE

- ☑ 1 YEAR
- ☑ Advance Modules
- ☑ Certificates
- ☑ 18 % GST Included
- ☑ Books & Notes
- ☑ Live Projects



ADVANCED GRAPHIC DESIGN, VISUAL EFFECTS, UI/UX, VFX, VIDEO PRO DIPLOMA [1YEAR-AGVPRO]

Module 1. **Adobe Photoshop™**

Module 2. **Adobe Illustrator™**

Module 3. **Adobe In-Design™**

Module 4. **Vector Graphic™**

Module 5. **Digital Art**

Module 6. **Adobe Premier PRO™**

Module 7. **Adobe After Effects™**

Module 8. **Adobe Audition™ (Sound Editing)**

Module 9. **Diploma UI/UX (21 Modules)**

Module 10. **PORTFOLIO & Resume Creation &
Social Media PERSONAL BRANDING**

SOFTWARE YOU WILL LEARN

PHOTOSHOP™



ILLUSTRATOR™



IN DESIGN™



PREMIERE PRO™



AFTER EFFECT™



AUDITION™



UI/UX
FIGMA
ADOBE XD



Duration: 1 YEAR + PORTFOLIO CREATION

Timings : Morning, Evening & Afternoon

Original Fees: 1,69,990

Special Offer: Rs. 89,990

Early Bird Offer 7?990 only



Google



**Attend a
DEMO
Class**

Dadar / Matunga
9930375161

ANDHERI West
9833900330

Matunga West
9833900110

Trained over 13041+ Students
4.9/5 ★★★★★ 243 Reviews



**CLASSROOM
TRAINING**



ADVANCE MOTION GRAPHIC DESIGN



ADVANCED GRAPHIC DESIGN, VISUAL EFFECTS, VFX, VIDEO PRO DIPLOMA [AGVPRO]

GRAPHIC CAREER OPTIONS

- Graphic Designer
- Photoshop specialist
- DTP Operator,
- Advertising Designer
- Layout Artist
- Website Designer
- Web Image Editor
- Fashion Designer
- Packaging Designer,
- Digital Illustration
- Visualizer
- Logo Designer
- Banner Creator
- Social Media Graphic Designer



MOTION GRAPHIC CAREER

- Video Editor
- Motion Graphic
- Video Mixer
- Visual Effects Artist
- After Effects Expert
- Audio Editor
- Art Director
- Broadcast Designers
- Film Compositors
- Presentation Specialist
- Visual Designer
- Animation Artist
- Digital Animator
- Multimedia Artist
- Video Producer

Advancing your Design career can mean becoming a Manager,
Advancing within Design, Freelancing, Consulting.

- Senior Graphic Designer
- Freelancing Graphic Designer / Motion Graphics
- Graphic / Motion Graphic Consultant
- UI UX Designer

Easy EMI
Rs. 14000

SOFTPRO ACADEMY Experience in the Training Industry since over 29 years

- 100% Practical, Safe & Professional learning environment.
- Certified & Qualified Instructors with Industry Experience.

SOFTWARES YOU WILL LEARN



**Attend a
DEMO
Class**



**LIVE
ONLINE
TRAINING!**



**NOW OPEN
CLASSROOM
TRAINING**

Dadar / Matunga
9930375161

ANDHERI West
9833900330

Matunga West
9833900335

ADVANCE MOTION GRAPHIC DESIGN



AGVPRO
Early Bird Offers
 Fees ~~1,69,990~~
Rs. ??990
All Inclusive
Limited Time Offer

ALL INCLUSIVE

- ✓ 1 YEAR
- ✓ Advance Modules
- ✓ Certificates
- ✓ 18 % GST Included
- ✓ Books & Notes
- ✓ Live Projects



www.graphicdesigningcourses.in

www.talentopia.in

DADAR West
9930375161

ANDHERI West
9833900110

Matunga West
9833900330

Master Diploma Graphic Designing

Adobe Photoshop Module

Module 1
EXPERT Skills Course

Mixing & Manipulating of colours at a click of a button, You can Blend 2 Images, You can create Patterns & Artistic Designs, You can manipulate Design images with Special Effects!


You can create Patterns and Artistic Designs using Fills and Colours for Web Buttons
 You can Create Web Backgrounds
 You can Import and Export your Images.
 Retouch, Manipulate and Enhance Designs/ Logos
 Image Editing, Resolution, Correction, Saturation
 You can paint a likeness of a physical object.
 Mixing and Manipulating of colours at a click of a button.
 Tool Box, Navigator, Info, Option, Swatches, Brushes
 Layers: Adding, Deleting, Merge, Duplicating, Rotate
 Filters: Built-in Effects Blur, Twirl, Stain, Emboss, Spotlight, Fire, Embossed...etc.
 Retouching, Colouring, Creating Buttons

PROJECTS YOU WORK ON

Image Mixing, Re-touching
 Model Layering, Photo-Touch ups
 Monograms, Creating Logos
 Fashion & Jewellery Designing
 Brochure Designing
 Magazine Cover Pages.
 Advertisements
 Label Design for a Series
 Cartoon Design + Effects
 Invitation Redesign
 Creating Posters/ Banners.



Student Projects



Student Photoshop Projects



Get Training on



ONLINE 9930375161 / 9833900330

Easy EMI

Rs. 14000

ADVANCE MOTION GRAPHIC DESIGN

**Trained over
13041++ Students**

AGVPRO
Early Bird Offers
Fees ~~1,69,990~~
Rs. ??990
All Inclusive
Limited Time Offer

ALL INCLUSIVE
☒ 1 YEAR
☒ Advance Modules
☒ Certificates
☒ 18 % GST Included
☒ Books & Notes
☒ Live Projects



www.graphicdesigningcourses.in

www.talentopia.in

DADAR West
9930375161

ANDHERI West
9833900330

Matunga West
9833900110

Certified 1 Year AGVPRO (Expert Level)

MOTION GRAPHICS & Designing | Adobe Photoshop | Illustrator | In-Design
VECTOR GRAPHIC | Premier Pro | After Effects VFX | VIDEO EDITING | UI/UX

Master Diploma Graphic Designing

Adobe Illustrator Module

Module 2
EXPERT Skills Course

Adobe Illustrator is a Vector Graphics Creation Software for Print & Web Media.
Creative tools for Print Media Output, Sophisticated Web Graphic Tools
Special Effects to Images, Versatile Transparency Capabilities
Dynamic Media Projects, Vector vs. Raster Demo, Art board Demo, Menu
Tools Palette, Pen Tool Techniques, Magic Wand Tool,
Rotate & Reflect Tool, Twist Tool, Liquefy, Free Transform/Creative Tools
Graphs, Layers & Appearance, Styles Palette, Filter Effects, Transparency,
Isolating Blending Modes, Opacity Masks, Swatches, Custom Swatch
Libraries, Photo Cross, Hatch, Roughen/Scribble, Transform, Twist,
Zigzag, Pathfinder, Rasterize, Blocks & Wraps, Manipulating
Containers Slice Tool, Exporting to .psd, Flattening, Separation Setup



PROJECTS YOU WORK ON

Design a logo
Business card
Design a character
Package Designing
Banner Designing
Tracing Work
Layout Work



Student Projects



STUDENT PROJECTS



Benefits of this course

Small classes, limited to 10 students.
100% hands-on training. **Every student gets their own computer to follow along.**
Most affordable Graphic Design Class.
Voted #1 Graphic Designing Institute in Mumbai.
Expert Certified Instructor with more than 10 years of experience using and teaching Adobe Software.

This course is designed for STUDENTS & Professionals
who are seeking to learn Graphic Designing Tools.



ADVANCE MOTION GRAPHIC DESIGN



AGVPRO

Early Bird Offers

Fees ~~1,69,990~~

Rs. ??990

**All Inclusive
Limited Time Offer**

ALL INCLUSIVE

- ✓ 1 YEAR
- ✓ Advance Modules
- ✓ Certificates
- ✓ 18 % GST Included
- ✓ Books & Notes
- ✓ Live Projects



[www.graphic
designingcourses.in](http://www.graphicdesigningcourses.in)

www.talentopia.in

DADAR West
9930375161

ANDHERI West
9833900330

Matunga West
9833900330
Thane West
9833900335

VECTOR GRAPHICS

Module 3
EXPERT Skills Course

Vector Graphics: An In-Depth Exploration

Vector graphics have become an integral part of the digital design landscape, offering a versatile and scalable approach to visual representation. In this exploration, we delve into the fascinating world of vector graphics, understanding their principles, applications, and the underlying technology that makes them a cornerstone in design.

Principles of Vector Graphics:

- 1.Scalability:** One of the defining features of vector graphics is their scalability. Whether the graphic is the size of a postage stamp or a billboard, it remains sharp and clear.
- 2.Resolution Independence:** Unlike raster graphics that may appear pixelated when enlarged, vector graphics maintain their clarity at any resolution. This makes them ideal for applications, from logos on business cards to banners on websites.
- 3.Editable and Modifiable:** Vector graphics are inherently editable. Designers can easily modify shapes, colors, and sizes without sacrificing quality. This flexibility streamlines the design process and facilitates quick iterations.
- 4.File Size Efficiency:** Vector files are often smaller in size compared to their raster counterparts. This efficiency is advantageous for web design, where faster loading times are crucial for user experience.
- 5.Smooth and Precise Lines:** The use of mathematical equations ensures that lines and curves in vector graphics are smooth and precise. This precision is particularly important in design fields where accuracy is paramount.

Applications of Vector Graphics:

- 1.Logo Design:**
 - Vector graphics are the go-to choice for logo design. The ability to resize without loss of quality ensures that logos can be used across a range of applications, from business cards to billboards.
- 2.Illustrations and Icons:**
 - Vector graphics excel in the creation of illustrations and icons. Their scalability allows for intricate detailing while maintaining visual clarity.
- 3.Infographics:**
 - The flexibility and modifiability of vector graphics make them ideal for infographics. Designers can easily adjust elements to accommodate changes in data or design requirements.
- 4.Typography:**
 - Vector-based fonts are widely used in graphic design and typography. The scalability ensures that text remains crisp regardless of size.
- 5.Web Design:**
 - Vector graphics play a significant role in web design. They contribute to faster load times and responsiveness, enhancing the overall user experience.

Student Projects





AGVPRO
Early Bird Offers
Fees ~~1,69,990~~
Rs. ??990
All Inclusive
Limited Time Offer

ALL INCLUSIVE
☒ **1 YEAR**
☒ **Advance Modules**
☒ **Certificates**
☒ **18 % GST Included**
☒ **Books & Notes**
☒ **Live Projects**



Dadar / Matunga
9930375161

ANDHERI West
9833900330

Matunga West
9833900110

Certified 1 Year AGVPRO (Expert Level)
MOTION GRAPHICS & Designing | Adobe Photoshop | Illustrator | In-Design
VECTOR GRAPHIC | Premier Pro | After Effects VFX | VIDEO EDITING | UI/UX

Master Diploma Graphic Designing

Adobe In-Design Module

Module 4
EXPERT Skills Course

Designers and Graphics production artists are the principal users,
 Creating and Laying out periodical Publications, Posters, and Print media.
 The Work Area, The Menu Bar, The Control Palette
 The Other Palettes, The Tools Palette, Contextual Menus
 Managing Adobe In Design Environment
 Structure of a Document, Develop Master Pages
 Manage Text, Graphic Placement, Develop Layers
 Utilizing Colors, Swatches, and Gradients
 Managing Transparency, Utilizing, Tables,
 Creating PDF Files, Controlling Text,
 Handling Page Elements & Graphics.
 Create a Book, Print Settings.

PROJECTS YOU WORK ON

Magazine Cover | Book Design |
 News Paper Publication & Ads
 Catalogue Designing
 Printing Work



Fees: Rs. ~~1,69,990~~ 89990
Early Bird OFFER - ??990

Student In-design Projects



9930375161
9833900330

ADVANCE
MOTION
GRAPHIC
UI/UX DESIGN



AGVPRO

Early Bird Offers

Fees ~~1,69,990~~

Rs. ??990

**All Inclusive
Limited Time Offer**

ALL INCLUSIVE

- ✓ 1 YEAR
- ✓ Advance Modules
- ✓ Certificates
- ✓ 18 % GST Included
- ✓ Books & Notes
- ✓ Live Projects



Dadar / Matunga
9930375161

ANDHERI West
9833900330

Matunga West
9833900110

Certified 1 Year AGVPRO (Expert Level)

**MOTION GRAPHICS & Designing | Adobe Photoshop | Illustrator | In-Design
VECTOR GRAPHIC | Premier Pro | After Effects VFX | VIDEO EDITING | UI/UX**

Master Diploma in Graphic Designing Digital Art for Social Media (CANVA Mastery PRO)

Module 5
EXPERT Skills Course

Canva's social media layouts can be used on Facebook, Pinterest, Twitter, Google+ and Instagram.

Learn to access over 100 layouts, which will allow you to create stunning graphics in just minutes!

Learn to start editing your video in Canva, upload the video using the Upload tab on the right, and then drag it to your work area. ...

You can even add borders, or put the video inside a decorative frame—these effects can be found under Elements.

There are also plenty of stickers, including animated ones.



Easy EMI

Rs. 14000

SAVE 50%



Experience in the Training Industry Training Industry since over 29 years

- 100% Practical, Safe & Professional learning environment.
- Certified & Qualified Instructors with Industry Experience.

Batch in Progress ... Classroom Image



Call for Inquiry

9930375161

9833900330



AGVPRO
Early Bird Offers
Fees ~~1,69,990~~
Rs. **??990**
All Inclusive
Limited Time Offer



Dadar / Matunga
9930375161

ANDHERI West
9833900330

Matunga West
9833900110

Certified 1 Year AGVPRO (Expert Level)

MOTION GRAPHICS & Designing | Adobe Photoshop | Illustrator | In-Design
| VECTOR GRAPHIC | Premier Pro | After Effects VFX | VIDEO EDITING | UI/UX

Visualization : STORY BOARDING™

STORY-BOARDING In Video Editing Is A Crucial Step In The Pre-production Phase That Involves Creating A Visual Roadmap For Your Video. It's Like Sketching Out The Key Scenes Or Shots Of Your Video In A Series Of Illustrations!

- 1. Planning Scenes:** Before you start shooting your video, it's essential to plan what each scene will look like. Storyboarding allows you to visually organize your ideas and determine the sequence of shots.
- 2. Visualizing Shots:** Each box on the storyboard represents a specific shot or scene in your video. You can sketch out the composition, camera angles, and details of each shot. This helps you see how the shots will flow together.
- 3. Sequence and Timing:** Storyboarding helps you arrange shots in the right order, ensuring a logical and engaging flow of the narrative. It also assists in estimating the duration of each shot, contributing to the overall pacing of the video.
- 4. Communication Tool:** If you're working with a team, a storyboard becomes a communication tool. It allows you to share your vision with others, such as the director, cinematographer, or editor, ensuring everyone is on the same page regarding the visual style and narrative.
- 5. Problem-Solving:** Storyboarding allows you to identify potential issues in your narrative or shot sequence before you start filming. It's an opportunity to refine your ideas, address any logistical challenges, and make adjustments to enhance the overall storytelling.
- 6. Creative Visualization:** For creative projects, storyboarding is a form of artistic expression. It lets you experiment with visual elements, framing, and composition, helping you bring your creative vision to life.
- 7. Efficiency:** By having a clear roadmap through storyboarding, you're likely to be more efficient during the shooting and editing phases. You'll spend less time figuring out shots on set and have a clearer vision of what you need during the post-production process.

In essence, STORY BOARDING Is A Visual Blueprint For Your Video, Providing A Clear Plan & Creative Direction before the Cameras Start Rolling.



WHATSAPP

9833900330



AGVPRO
Early Bird Offers
Fees ~~1,69,990~~
Rs. ??990
All Inclusive
Limited Time Offer

ALL INCLUSIVE
☒ **1 YEAR**
☒ **Advance Modules**
☒ **Certificates**
☒ **18 % GST Included**
☒ **Books & Notes**
☒ **Live Projects**



Dadar / Matunga
9930375161

ANDHERI West
9833900330

Matunga West
9833900110

Certified **1 Year AGVPRO** (Expert Level)

MOTION GRAPHICS & Designing | Adobe Photoshop | Illustrator | In-Design
| VECTOR GRAPHIC | Premier Pro | After Effects VFX | VIDEO EDITING | UI/UX

Master Video Editing Adobe Premiere™

Adobe Premiere Pro Training Class

Understanding digital video: foundations for Premiere Pro

Module 6
EXPERT Skills Course

Understanding Video Settings

- Input & output formats
- Dimensions, framerate and pixel aspect ratio
- Online and social media video standards
- Understanding timecode
- Learning the Premiere Pro interface

Understanding The Default Workspaces

- Switching & Resetting Premiere Workspaces
- Working with Premiere Pro panels
- Application tools, Setting preferences
- Using the PROJECT PANEL
- Understanding media management & creating and organizing bins
- Using the media browser panel,
- Previewing clips: hover scrub vs source monitor, Transcoding video



The Cuts-only Editing Methodology: Continuity Editing

A Roll vs. B Roll, Cut-ins and cut-aways; cutting on action
Working with multiple video tracks, Trimming clips in the Premiere Pro source monitor
Making insert and overwrite edits, Using the timeline editing tools
Markers: timeline vs clip, Using video & audio transitions in Premiere Pro

Understanding Transitions

Adding transitions to video clips, Preparing a clip to receive transitions
Editing transition settings, Adding an audio transition
Learning to use Premiere Pro graphics

Understanding The Uses Of Titles In Video

Creating graphic clips in Premiere Pro
Adding images to a graphic clip, Using the legacy titler, Creating an end credit roll
Controlling the speed of a rolling title, Working with graphic clips on the timeline
Creating a graphics template, Working with imported graphics in Premiere Pro

Working with Photoshop and Illustrator Files in Premiere Pro

Using Premiere Pro Video Effects

Understanding video effects in Premiere Pro

Animating static clip effects, Adjusting position, scale, rotation, and opacity for video in Premiere Pro
Applying Premiere pro video effects to clips,
Understanding the Premiere Pro timeline vs project panel
USING GREENSCREEN FOOTAGE IN PREMIERE PRO

Understanding Clip Audio

Working with various audio types including standard, mono, and 5.1 audio
Using the essential audio panel, Assigning audio clip types in Premiere
Animating clip volume, Outputting video from Premiere Pro

Exporting video from Premiere Pro

Exporting video from Premiere Pro for desktop and broadband distribution

Understanding Video File Settings Including Video Dimensions, Formats And Codecs, Bit-rate, Frame Rate, Aspect Ratio
When Exporting From Premiere Pro.



**Diploma in
Video Edit:
Premiere Pro**



CREATING A GARBAGE MATTE IN PREMIERE PRO

Working with the ultra keyer
Learning to stabilize shaky footage with Premiere

EVALUATING SHAKY FOOTAGE

Using the warp stabilizer
Introduction to Premiere Pro audio editing



"Call for Early Bird Offers"



AGVPRO

Early Bird Offers

Fees ~~1,69,990~~

Rs. ??990

**All Inclusive
Limited Time Offer**

ALL INCLUSIVE

- ✓ 1 YEAR
- ✓ Advance Modules
- ✓ Certificates
- ✓ 18 % GST Included
- ✓ Books & Notes
- ✓ Live Projects



**Dadar / Matunga
9930375161**

**ANDHERI West
9833900330**

**Matunga West
9833900110**

Certified 1 Year AGVPRO (Expert Level)

**MOTION GRAPHICS & Designing | Adobe Photoshop | Illustrator | In-Design
| VECTOR GRAPHIC | Premier Pro | After Effects VFX | VIDEO EDITING | UI/UX**

Master Visual FX Adobe After Effects™

After Effects classes will get you started using Adobe After Effects powerful tools for creating a wide range of visual and audio effects. Our classes are led by experienced motion graphics professionals who have backgrounds with broadcast, film, and online media production.

**Module 7
EXPERT Skills Course**

After Effects Training Class - Introduction: Course Topics

Digital Video basics in Adobe After Effects
Analog versus digital, Frame rate and resolution, Defining motion Graphics
Using the After Effects Interface, Understanding the After Effects panel system
Media Management, Importing media files, Importing Photoshop and Illustrator files
Previewing footage, Previewing stills and video, Previewing audio
Trimming a video clip, Using the **Interpret Footage** dialog box
Looping an audio or video file, Using Layers in Adobe After Effects
Layer basics, Layer options, Creating a layer solid, Understanding the layer switches
Time stretch and frame blending, Nesting compositions/layers using precomps
Using keyframes in Adobe After Effects, Animation of layer properties using keyframes
Using layer parenting to ease repetition, **Understanding motion paths**
Working with layer blending, Controlling the speed of animations
Using text in Adobe After Effects, Creating text, Character palette, Paragraph palette
Animating text with keyframes, Animating text using presets, Using Bridge with After Effects

Masking and alpha channels in Adobe After Effects

Masking, Animating masks, Working with alpha channels, Track matte, Using Effects in Adobe After Effects
Effect basics, Animating effects,

3D capabilities of AFTER EFFECTS

3D layers, 3D Transform properties

Animating 3D layers, Lights

Rendering from a composition
Creating render templates,
Exporting a project file

- **Visual Effects Workflow**
- **Chroma Keying in After Effects**
- **Motion Tracking**
- **Motion Stabilization with After Effects**
- **3D Camera Tracking**
- **Time Remapping Video**
-

USING AFTER EFFECTS CLONING TOOLS


ROSCOPING VIDEO FOOTAGE

CREATING ENVIRONMENTAL EFFECTS

- Fog, Smoke
- Mist, Wind
- Precipitation
- Fire, Heat Distortion
- Explosive Effects

ADVANCED AFTER EFFECTS

RENDER QUEUE USAGE



**Diploma in
VFX: Adobe
After Effects**



FREE Trial Class



AGVPRO
Early Bird Offers
Fees ~~1,69,990~~
Rs. ??990
All Inclusive
Limited Time Offer

ALL INCLUSIVE
☒ 1 YEAR
☒ Advance Modules
☒ Certificates
☒ 18 % GST Included
☒ Books & Notes
☒ Live Projects



Dadar / Matunga
9930375161

ANDHERI West
9833900330

Matunga West
9833900110

Certified 1 Year AGVPRO (Expert Level)

MOTION GRAPHICS & Designing | Adobe Photoshop | Illustrator | In-Design
| VECTOR GRAPHIC | Premier Pro | After Effects VFX | VIDEO EDITING | UI/UX

Master Sound Editing Adobe Audition™

Module 8
EXPERT Skills Course

- AUDIO INTERFACE & BASIC EDITING
- SIGNAL PROCESSING
- Using the Effects Rack Amplitude and Compression effects

- AUDIO RESTORATION
- Recording into the Waveform Editor, Recording into the Multitrack Editor
- Creating a DJ-style (mixtape), Music mix with Cross-fading
- Mixing collection of clips

- MULTITRACK EDITOR ORIENTATION
- Multitrack production, Multitrack & Waveform Editor
- Changing track Controls, Loop selections for playback

- RECORDING IN THE MULTITRACK EDITOR
- CREATING MUSIC WITH SOUND LIBRARIES
- Sound Mixing, - Testing your acoustics
- The mixing process, Exporting a stereo mix of the song



Portfolio & Resume Creation **Social Media Personal Branding**

Module 9
EXPERT Skills Course

A solid graphic design portfolio is your ticket to professional success. It is your calling card and your way in—the visual representation of all you've accomplished so far and a symbol for where you hope to be in the future. Basically, it has to kick ass.

To push your portfolio to the front of the ever-growing crowd it helps to know what to include and what to leave out.

Learn to Build A Graphic Design Portfolio that will Blow Your Clients Away

When you're building a portfolio you need to ensure that each example shines and helps to showcase a wide variety of skills and abilities. This means if you're early in your career your portfolio might be short and sweet, a single page of really strong projects that make you proud. Don't make a visitor flip through dozens of designs to find the really good stuff.

How to Use SOCIAL MEDIA TO UP-SKILL YOUR RESUME AND BUILD A STRONG PRESENCE ON PERSONAL BRANDING.

1. LINKEDIN
2. YOUTUBE
3. INSTAGRAM



AGVPRO

Early Bird Offers

Fees ~~1,69,990~~

Rs. **??990**

All Inclusive
Limited Time Offer

ALL INCLUSIVE

- ☑ 1 YEAR
- ☑ Advance Modules
- ☑ Certificates
- ☑ 18 % GST Included
- ☑ Books & Notes
- ☑ Live Projects



Dadar / Matunga
9930375161

ANDHERI West
9833900330

Matunga West
9833900110

Certified 1 Year AGVPRO (Expert Level)

MOTION GRAPHICS & Designing | Adobe Photoshop | Illustrator | In-Design
| VECTOR GRAPHIC | Premier Pro | After Effects VFX | VIDEO EDITING | UI/UX

UI/UX Design Diploma (21 Modules)

SOFTWARE

- **ADOBE XD™**
- **ADOBE PHOTOSHOP™ (UIUX Projects)**
- **ADOBE ILLUSTRATOR™ (UIUX Projects)**
- **FIGMA™**



Easy EMI

Module 1 – Design Thinking Process

Module 2 – USER RESEARCH

Module 3 – User Journey Analysis

Module 4 – Wire-framing

Module 5 – User Journey Flow chart

Module 6 – UI Design Principles

Module 8 – High Fidelity Design

Module 7 – Paving User Flows

Module 9 – Interaction Design Principles

Module 10 – Introduction to ADOBE XD

Module 11 – Adobe XD: VISUAL Design

Module 12 – Adobe XD Designing MOCKUP

Module 13 – ADOBE PHOTOSHOP Essentials

Module 14 – Visual Design Practical

Module 15 – ADOBE ILLUSTRATOR

Module 16 – USER INTERFACE DESIGN

Module 17 – Color Psychology

Module 18 – Advance Portfolio Creativity

Module 19 – Preparation for Interview

Module 20 – Mock Interview

Module 21 – FIGMA



FINAL PROJECT

You will be working on Mobile Application Project throughout your course.

The project will start from Day 1 itself, where your Faculty will tell you how you work on the project.

In the end, this is the project which we will help you showcase in your Design Portfolio.

Attend a
DEMO
Class



ADVANCE
MOTION
GRAPHIC
UI/UX DESIGN



AGVPRO

Early Bird Offers

Fees ~~1,69,990~~

Rs. **??990**

All Inclusive
Limited Time Offer

ALL INCLUSIVE

- ✓ 1 YEAR
- ✓ Advance Modules
- ✓ Certificates
- ✓ 18 % GST Included
- ✓ Books & Notes
- ✓ Live Projects



Dadar / Matunga
9930375161

ANDHERI West
9833900330

Matunga West
9833900110

Certified 1 Year AGVPRO (Expert Level)

MOTION GRAPHICS & Designing | Adobe Photoshop | Illustrator | In-Design
| VECTOR GRAPHIC | Premier Pro | After Effects VFX | VIDEO EDITING | UI/UX

CAREER OPTIONS

GRAPHIC CAREER OPTIONS

- Graphic Designer
- Photoshop specialist
- DTP Operator,
- Advertising Designer
- Layout Artist
- Website Designer
- Web Image Editor
- Fashion Designer
- Packaging Designer,
- Digital Illustration
- Visualizer
- Logo Designer
- Banner Creator
- Social Media Graphic Designer



MOTION Graphics CAREER

- Video Editor
- Motion Graphic
- Video Mixer
- Visual Effects Artist
- After Effects Expert
- Audio Editor
- Art Director
- Broadcast Designers
- Film Compositors
- Presentation Specialist
- Visual Designer
- 3D Animation Artist
- Digital Animator
- Multimedia Artist
- Video Producer

Advancing your Design career can mean becoming a Manager,
Advancing within Design, Freelancing, Consulting.

- Senior Graphic Designer
- Freelancing Graphic Designer / **Motion Graphics**
- Graphic / Motion Graphic **Consultant**
- Media Researcher

Attend a
DEMO
Class

UI/UX CAREER OPTIONS

You can work your way up from UX designer to UX manager and then to UX director. This path can also lead you to become the VP of user experience. You'll take on a more business-oriented role and be involved in recruitment, resource allocation, and team motivation.

- UX Manager
- UX Designer
- Creative Designer
- Senior Lead UX Designer
- Freelancing UX Designer
- UX Consultant
- UX Researcher

Trained over 13041+ Students
4.9/5 ★★★★★ 243 **Reviews**



NOW OPEN
CLASSROOM
TRAINING

100% Job Assistance

SOFTPRO ACADEMY Experience in the Training Industry since over 29 years

- 100% Practical, Safe & Professional learning environment.
- Certified & Qualified Instructors with Industry Experience.



Voted #1 Course

5.0
RATING



Trained over 13041++ Students

Master Diploma in Motion Graphics & Designing

ADVANCED LEVEL

✓ **EXPERT Skills Course**

ADVANCE
MOTION
GRAPHIC
UI/UX DESIGN

Trained over
13041++ Students

AGVPRO

Early Bird Offers

Fees ~~1,69,990~~

Rs. **??990**

All Inclusive
Limited Time Offer

- ✓ Module 1. **Adobe Photoshop™**
- ✓ Module 2. **Adobe Illustrator™**
- ✓ Module 3. **Adobe In-Design™**
- ✓ Module 4. **VECTOR GRAPHIC™**
- ✓ Module 5. **Digital Art**
- ✓ Module 6. **Adobe Premier PRO™**
- ✓ Module 7. **Adobe After Effects™**
- ✓ Module 9. **Diploma UI/UX (21 Modules)**
- ✓ Module 10. **Portfolio & Resume Creation &**

**Attend a
DEMO
Class**

Social Media PERSONAL BRANDING

✓ **DURATION: 1 YEAR** Regular & Fast Track Batch Available

**All Courses are taught BASIC to ADVANCED LEVEL
ESSENTIAL TO EXPERT**

100% Practical Course, Work on Live Projects.

Faculty With YOU through out the Duration of the Course

Patient & Experienced Faculty with REAL Life Experience

Your Trainer will Guide you through Every Project You Do !

Every Project will be CREATED by YOU under Faculty Guidance

Classroom Training at Dadar, Matunga & Andheri

Lifetime Access & Support with DigitalFreedomLife

100% Job Assistance



ALL INCLUSIVE

- ✓ 1 YEAR
- ✓ Advance Modules
- ✓ Certificates
- ✓ 18 % GST Included
- ✓ Books & Notes
- ✓ Live Projects



**Dadar / Matunga
9930375161**

**ANDHERI West
9833900330**

**Matunga West
9833900110**



ADVANCE
MOTION
GRAPHIC
UI/UX DESIGN

SAVE 50%

Trained over
13041++ Students

AGVPRO

Early Bird Offers

Fees ~~1,69,990~~

Rs. **??990**

All Inclusive
Limited Time Offer

ALL INCLUSIVE

- ✓ 1 YEAR
- ✓ Advance Modules
- ✓ Certificates
- ✓ 18 % GST Included
- ✓ Books & Notes
- ✓ Live Projects



Dadar / Matunga
9930375161

ANDHERI West
9833900330

Matunga West
9833900110

Certified 1 Year AGVPRO (Expert Level)

MOTION GRAPHICS & Designing | Adobe Photoshop | Illustrator | In-Design
| VECTOR GRAPHIC | Premier Pro | After Effects VFX | VIDEO EDITING | UI/UX



Trained over 13041+ Students

4.9/5 ★★★★★ 243 Reviews

DADAR & MATUNGA WEST CENTRE ADDRESS

DADAR & MATUNGA ADDRESS:

B/2, Vimal Udyog Bhavan, 1st Floor,

Nr BPL Mobile Off,

Opp. STARCITY (MOVIE TIME) Cinema,

7 Min Walk from MATUNGA (West) Station,

12 Min from Dadar W Stn. Mumbai-400016. 9833900110 / 9833900330

GOOGLE MAP LINK DADAR/Matunga

<https://maps.app.goo.gl/nA4VmAbahyBoHNRt6>



ANDHERI WEST CENTRE ADDRESS

ANDHERI WEST ADDRESS:

PEARL PLAZA, 7th Floor, Office No.704,

Masjid Gali, 1 Minute from Station.

JUST OUTSIDE ANDHERI WEST STATION.

NEXT to new Mc-Donald. Call 9324347326

GOOGLE MAP LINK ANDHERI

<https://goo.gl/maps/vKqqSvJ6zFKcPEKX7>



CAREER OPTIONS

Graphic Designer , Photoshop specialist, DTP Operator,
Advertising Designer, Layout Artist, Website Designer,
Web Image Editor, Fashion Designer, Packaging
Designer, Digital Illustration, Visualizer, Logo Designer.



Experience in the Training Industry Training Industry since over 29 years

- 100% Practical, Safe & Professional learning environment.
- Certified & Qualified Instructors with Industry Experience.

100%
Practical
Training
on Live
Projects



Call for Inquiry

9930375161

9833900330



SAVE 50%

AGVPRO
Early Bird Offers
Fees ~~1,69,990~~
Rs. **??990**
All Inclusive
Limited Time Offer



Easy EMI
Rs. 14000

Dadar / Matunga
9930375161

ANDHERI West
9833900330

Matunga West
9833900110

Certified 1 Year AGVPRO (Expert Level)

MOTION GRAPHICS & Designing | Adobe Photoshop | Illustrator | In-Design
| VECTOR GRAPHIC | Premier Pro | After Effects VFX | VIDEO EDITING | UI/UX

Original Fees : ~~Rs. 1,69,990~~ (All Inclusive)

Why only Rs. ~~89,990~~

Further SAVE with LIMITED OFFER



LIMITED OFFER

1-Year-AGVPRO

Rs. 7?990

All Inclusive

Limited Time Offer

100% JOB

ASSISTANCE

Fees Includes **ALL Modules**, GST & Certificates

1. We OWN our training premises ! We don't pay rent.

We don't have to include the rent cost in your fees !!!

2. We are NOT a franchisee.

We don't need to pay franchisee fees to anyone.

So, We don't have to include franchisee fee cost in your fees !!!



3. No unnecessary theory classes.

Only necessary theory, 90% Practicals and more practicals.

Thus, saving your precious time going through mind numbing theory classes.

4.9/5 ★★★★★ 243 Reviews

 Trained over 13041+ Students



ADVANCE
MOTION
GRAPHIC
UI/UX DESIGN

SAVE 50%

Trained over
13041++ Students

AGVPRO

Early Bird Offers

Fees ~~1,69,990~~

Rs. **??990**

All Inclusive
Limited Time Offer

ALL INCLUSIVE

- ✓ 1 YEAR
- ✓ Advance Modules
- ✓ Certificates
- ✓ 18 % GST Included
- ✓ Books & Notes
- ✓ Live Projects



Dadar / Matunga
9930375161

ANDHERI West
9833900330

Matunga West
9833900110

Certified 1 Year AGVPRO (Expert Level)

MOTION GRAPHICS & Designing | Adobe Photoshop | Illustrator | In-Design
| VECTOR GRAPHIC | Premier Pro | After Effects VFX | VIDEO EDITING | UI/UX



Trained over 13041+ Students

4.9/5 ★★★★★ 243 Reviews



Follow us on
Instagram

**>>> CLICK TO WATCH VIDEO OF OUR
BATCHES >>>**



www.3danimationinstitute.com

Other Courses

Download **Motion Graphics
VFX & Video Editing**

Download **UI UX DESIGN**

Download **DIGITAL MARKETING**





ADVANCE
MOTION
GRAPHIC
UI/UX DESIGN



**Trained over
13041++ Students**
ALL INCLUSIVE
☑ 1 YEAR
☑ Advance Modules
☑ Certificates
☑ 18 % GST Included
☑ Books & Notes
☑ Live Projects



Dadar / Matunga
9930375161

ANDHERI West
9833900330

Matunga West
9833900110


Certified 1 Year AGVPRO (Expert Level)

**MOTION GRAPHICS & Designing | Adobe Photoshop | Illustrator | In-Design
| VECTOR GRAPHIC | Premier Pro | After Effects VFX | VIDEO EDITING | UI/UX**



Get Training on
 **AUTHORISED**
Training Software

CERTIPOINT
AUTHORIZED TESTING CENTER
www.certipoint.in



Join Us



9930375161 | 9833900330
"CLASSROOM TRAINING"

Get Training on



 **Chat on WhatsApp**

9833900330



GRAPHIC DESIGN
TRAINING INSTITUTE

UI UX DESIGN COURSE

ADOBE XD

FIGMA

ADOBE PHOTOSHOP

ADOBE ILLUSTRATOR

Become a CERTIFIED
UI UX DESIGNER & Professional



Certified UI UX Designing Course
| Adobe XD | FIGMA
Adobe Photoshop | Adobe Illustrator



DESIGNING COURSE
DURATION 4/6 MONTHS



Original Fees Rs. 69,990

Special Limited Offer

Fees: Rs. 37,990

Duration 4 / 6 Months

CLASSROOM TRAINING



Certified UI UX Designing Course

| Adobe XD | FIGMA | Adobe Photoshop | Adobe Illustrator |
PORTFOLIO CREATION | INTERVIEW PREPARATION



Real Classes Images

Why Should you Learn from Softpro?

1. **32 Years** Experience (Estbl. 1992 Softpro Academy)
2. **100% Practicals in Classroom with Assignments**
3. You Create & **Work on Live Projects.**
4. **Learn from Experienced Professionals & Experts**
5. Faculties have REAL Life Experience
6. **Small Batches 7 Students** leads to **Personal Attention**
7. Simple & Easy to Understand Course Material
8. **You have Classroom Training & Learn from Anywhere**
9. Highly Experienced & **Industry Expert Faculty.**
10. **100% Job Assistance**
11. **Dedicated Placement Team**



Get Training on



www.graphicdesigningcourses.in



Certified UI UX Designing Course

| Adobe XD | FIGMA | Adobe Photoshop | Adobe Illustrator |
PORTFOLIO CREATION | INTERVIEW PREPARATION



UI/UX Design COURSE LAYOUT



-  **Part 1** of the Course trains you from Basic to the Expert Level UI UX Skills where you learn the Adobe XD, Figma, Adobe Photoshop & Adobe Illustrator
-  **Part 2** of the Course helps you Build a Professional Portfolio from Day 1. You get to Develop your project to perfection by the end of the Course
-  **Part 3** - Emphasis on LIVE PROJECTS. Every Session is dedicated to Live Projects - where Your faculty will keep tweaking and correcting your assignments & projects. This will further make you an Advanced UI UX Designer in terms of experience, knowledge & expertise!
-  **Part 4** of the Course: Faculty will guide you to Upload your Entire Portfolio online where Your hard work & expertise will be available for the world to see!
-  **Part 5** of the Course will Concentrate on INTERVIEW PREPARATION which will help you get better internships and jobs!



Certified UI UX Designing Course

| Adobe XD | FIGMA | Adobe Photoshop | Adobe Illustrator |
PORTFOLIO CREATION | INTERVIEW PREPARATION



Real Classes Images



Course Highlights :

- ✓ Professional & **Simplified** E-Books
- ✓ Access to Missed Lectures
- ✓ Live Classroom Training
- ✓ 100% Practicals
- ✓ Portfolio & Interview Preparation
- ✓ 100% Internship Opportunities
- ✓ Life Time Access of Sessions
- ✓ Certified Faculty
- ✓ Regular & Fast-Track Batch
- ✓ 100% Placement Assistance
- ✓ Dedicated Placement Team



Get Training on
AUTHORISED
Training Software



Career Scope →



Salary
15k-45k
per month



Certified UI UX Designing Course

| Adobe XD | FIGMA | Adobe Photoshop | Adobe Illustrator | PORTFOLIO Creation | INTERVIEW Preparation



DESIGNING COURSE

DURATION 4/6 MONTHS

The demand for UX designers is steadily increasing. LinkedIn even ranked UX design as one of the Top 5 in demand skills as of 2022.

UI UX design can be a very Good Career, providing Ample Opportunities & a Competitive Salary. There are, in fact, quite a few benefits to a Career as a UI Designer. ... Websites, Apps, and Software are everywhere now, so UI Designers have a Very Real Influence on the Look and Feel of the Digital Space.



SOFTWARE YOU LEARN

- ADOBE XD™
- ADOBE PHOTOSHOP™
- ADOBE ILLUSTRATOR™
- FIGMA™
- BEHANCE™ Portfolio

Module 1 – Design Thinking Process

Design Thinking process

Difference between UI/UX Design

Understanding Project brief

Visual Design Vs Interaction Design

Module 2 – USER RESEARCH

What is User research

How to carry out interviews for user research

Research Analysis

How to Analyse User statements

Understanding Goals and Frustrations

Module 3 – User Journey Analysis

Affinity Analysis

How to create User Persona and Scenarios

User Journey and Story Board

Understanding Mental Model and Cognitive load

UX Laws

Module 4 – Introduction to Wire-framing

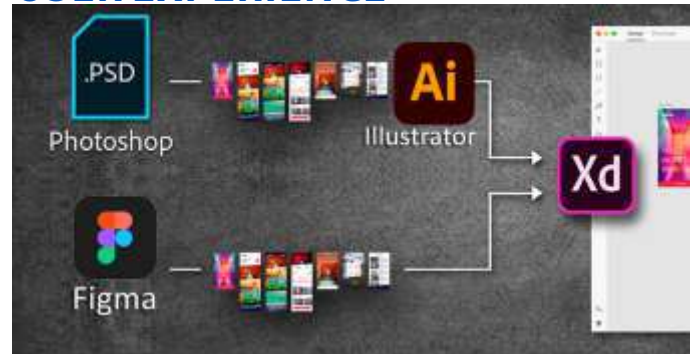
Grids and Layouts

Designing Mock Screens

Understanding Wireframes & Creating different

Types of wireframes

USER INTERFACE USER EXPERIENCE



Easy EMI

13000



9833900330

9930375161

Certified UI UX Designing Course

| Adobe XD | FIGMA | Adobe Photoshop | Adobe Illustrator | PORTFOLIO Creation | INTERVIEW Preparation

Module 5 – User Journey Flow chart

User flow creation
Navigation patterns
Sitemap creation



DESIGNING COURSE
9833900330 | 110

Module 6 – UI Design Principles

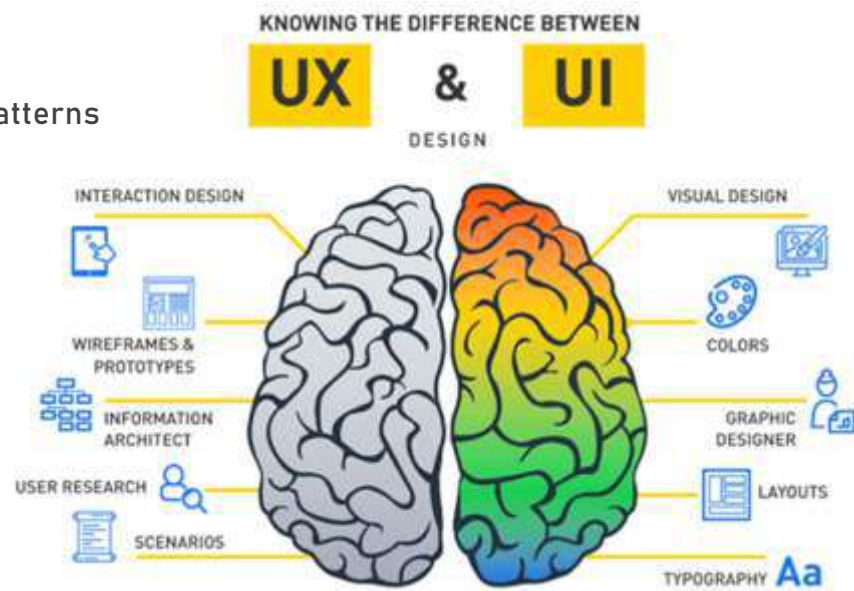
Android v.s. IOS
Understanding prototype animations
Designing for Mobile App, Desktop
Understanding and conducting the Heuristic Evaluation

Module 7 – Paving User Flows

User flows
Understanding & creating Navigation Patterns
Sitemap Creation
Mental Model in UX design
Creating User journey maps

Module 8 – High Fidelity Design

High fidelity wireframes
UI components
Understanding Wireflow
Introduction to Google Material Design
Core UI Design Concept
Interaction design



Module 9 – Interaction Design Principles

Interaction design
Understanding UX Laws and Significances
UX writing
Affordances & Signifiers



9833900330
9930375161

Certified UI UX Designing Course

| Adobe XD | FIGMA

Adobe Photoshop | Adobe Illustrator

Module 10 – ADOBE XD

Understanding Tools and Features of Adobe XD
Best UI/UX Design Reference on web
Examples of Good and Bad UI
UI Design and its Resources



DESIGNING COURSE
9833900330 | 110

Module 11 – Adobe XD: VISUAL Design

Understanding Color Psychology
How to use Colors in UI
Understanding and Creating Moodboard
(Brand Guidelines) Typography
Various plugins and resources for Colors and Typography



Module 12 – Adobe XD Designing MOCKUP

Designing mock screens in Adobe XD
Prototyping in Adobe XD
Introduction to Various Triggers
Actions and Proto Typing Functions
Signifiers and Affordance (Scrutiny Process)
A/B Testing

Attend a
DEMO
Class

Module 13– ADOBE PHOTOSHOP Essentials

Tools and Features
Tips and Tricks
Images Manipulations and Color Corrections
Practical Implementation



Module 14 – Visual Design Practical

Applying Color and Typography to screens
How to Improve your Visual Design
Aesthetic key Components
Useful plugins to create User Interface

Original Fees 69,990

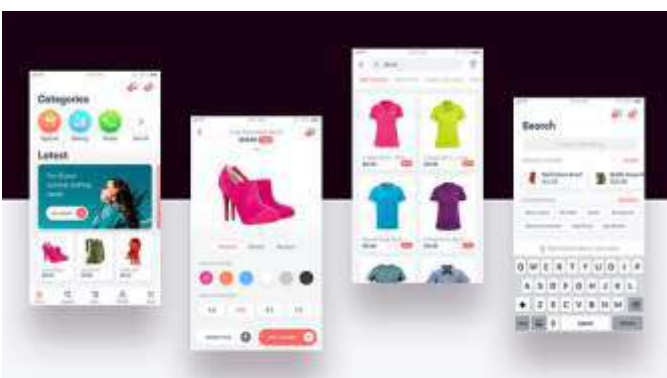
Special **Limited** Offer

Fees: Rs. 37,990 All Inclusive

Duration 4 Months



9833900330
9930375161



www.graphicdesigningcourses.in | 9833900330

Certified UI UX Designing Course

| Adobe XD | FIGMA | Adobe Photoshop | Illustrator | PORTFOLIO Creation | INTERVIEW Preparation

Module 15 – FIGMA

Figma is a powerful design tool that helps you to create anything from websites, apps / applications, logos, and much more. By learning to use Figma, you'll take your first steps into User Interface Design and User Experience Design.



In this module, we cover the Figma interface and where you can find powerful tools like constraints to make your designs responsive, and components to build a library of design elements to use throughout your projects.

Beginner to FIGMA MASTER

Create clickable prototype screens in Figma

Learn how to create a mini design system in Figma

- Build a StyleGuide
- Working with Frames
- Working with Shapes
- Drawing Icons using the Pen Tool
- Drawing Shapes Using the Pencil Tool
- Working with Text
- Masking Images and Shapes
- Importing Icons and other Graphics
- Working with Color
- Working with Styles
- Setting up Components
- Using Constraints for Responsive Design
- Working with Version Control | Master Figma while gaining hands-on experience, you will learn how to design and prototype in Figma with confidence!



FINAL PROJECT

You will be working on Mobile Application Project throughout your course.

The project will start from Day 1 itself, where your Faculty will tell you how you work on the project. In the end, this is the project which we will help you showcase in your Design Portfolio.



9833900330
9930375161

Certified UI UX Designing Course

| Adobe XD | FIGMA | Adobe Photoshop | Illustrator | PORTFOLIO Creation | INTERVIEW Preparation

Module 16 – ADOBE ILLUSTRATOR

Create SHAPE Design
Designing Elements / VECTOR
ICONOGRAPHY
TEXT TYPOGRAPHY



DESIGNING COURSE
9833900330 | 110

Module 17 – USER INTERFACE DESIGN

TYPES OF BUTTON
ART BOARD
WEB GRID / PIXEL

Module 18 –Color Psychology

How to use colors in UI
Creating mood board
Creating color palettes
Wireframes refinement based on Heuristic Evaluation
Understanding color psychology



Module 19 – Advance Portfolio Creativity

Understanding different Portfolio Platforms
Articulation of Thinking Process
Design Strategy
Execution Description

Original Fees 69,990

Special **Limited** Offer

Fees: Rs. 37,990 All Inclusive

Duration 4 / 6 Months

INTERVIEW & JOB READY SKILLS

Module 20 – Preparation for Interview

Portfolio Review
Portfolio Presentation
How to create a perfect UI UX Designer Resume

Module 21 – Mock Interview

Tips and tricks on how to Crack UI UX
Design Interview
Mock Interview



Portfolio - Adobe Behance



Behance is the world's largest creative network for showcasing and discovering creative work. Behance, part of Adobe, is the leading online platform to showcase & discover creative work. Creative people around the world join Behance, entering a community made with their original work! **You will showcase your work in the form of profiles comprised of Your Projects!** You will learn how to Create a profile on Behance Portfolio, Tools and features of Behance portfolio. Creating Portfolio. Articulation of Thinking Process, Design Strategy and Execution Description. How to perfect meta tagging of project. **Finally have your entire Portfolio Online for the world to see.**

www.graphicdesigningcourses.in | 9833900330



Certified UI UX Designing Course

| Adobe XD | FIGMA | Adobe Photoshop | Illustrator |
PORTFOLIO Creation | INTERVIEW Preparation

9930375161 | 9833900330

"CLASSROOM & ONLINE TRAINING AVAILABLE"

DADAR & MATUNGA WEST CENTRE ADDRESS

Original Fees
Rs. 69,990

Special Offer
Fees: Rs 3?990

All Inclusive
Duration
4/6 Months

SAVE 40%



DADAR & MATUNGA ADDRESS:

B/2, Vimal Udyog Bhavan, 1st Floor,
Nr Mahalaxmi Society, Manmala Tank Rd,
Opp. MOVIE TIME Cinema,
7 Min Walk from MATUNGA Rd (West) Station,
12 Min from Dadar W Stn. Mumbai-400016. 9833900110 / 9833900330



CLASSROOM
TRAINING



ANDHERI WEST CENTRE ADDRESS

ANDHERI WEST ADDRESS:

PEARL PLAZA, 7th Floor, Office No.704,
Masjid Gali, 1 Minute from Station.
JUST OUTSIDE ANDHERI WEST STATION.
NEXT to new Mc-Donald. Call 9324347326



CAREER OPTIONS

You can work your way up from UX designer to UX manager and then to UX director. This path can also lead you to become the VP of user experience. You'll take on a more business-oriented role and be involved in recruitment, resource allocation, and team motivation.

- **UX Manager**
- **UX Designer**
- **Creative Designer**

Advancing your UX design career can mean becoming a Manager, Advancing within Design, Freelancing, Consulting, or switching to a related UX role.

- **Senior Lead UX Designer**
- **Freelancing UX Designer**
- **UX Consultant**
- **UX Researcher**

Attend a
DEMO
Class

Experience in the Training Industry Training Industry since over 29 years

- 100% Practical, Safe & Professional learning environment.
- Certified & Qualified Instructors with Industry Experience.

Call for Inquiry

9930375161 | 9833900330



Dadar
9930375161

ANDHERI West
9833900330

Matunga West
9833900335



Certified UI UX Designing Course

| Adobe XD | FIGMA | Adobe Photoshop | Illustrator | PORTFOLIO Creation | INTERVIEW Preparation

Original Fees
Rs. 69,990

Special Offer
Fees: Rs 3?990
All Inclusive
Duration
4/6 Months

SAVE 40%



The course is a combination of both UX & UI. The curriculum is designed in a way to keep it industry standard to teach you things which are most required as a UX UI Designer.



Who can opt for a UI UX course?

This course is for anyone who wants to up skill themselves to get more opportunities in their career and is interested in creative problem-solving.

Students and Working professionals from any stream of Engineering/ Commerce/ Arts/ MBA/ Graphic Design/ Fashion Design/ Architecture **can apply** for admission in the Certified UI UX Design Course.

- College Students
- Professionals
- Graphic Designer
- Web Developer
- Engineer



Attend a
DEMO
Class

We have almost 900+ learners who started their journey as UX UI Designer from Scratch without any past knowledge in design.



Do I need any UX experience to attend the course?

UI UX Design from Scratch course requires no previous UX knowledge or experience. People attending the UI UX design course come from a range of different backgrounds. **Our Students are College Students to Working Professionals. We teach everything from scratch and prepare you for the industry.**



Is this course for you?

The Course aims to Create a Strong Foundation for Anyone who wants to Start a Career in Design. **Thus, anyone can join this course regardless of their profession.**



Are there any Assessments, Projects & Interviews conducted at the end of the design course?

YES.

Throughout the course, the Faculty is constantly evaluating Your Assignments & **Giving you Actionable Assignments, Feedback** to improve. In Your certificate at the end, we provide you with detailed visualization about your strengths, Your Portfolio & Interview Skill Sets

100% Job Assistance



Dadar
9930375161

ANDHERI West
9833900330

Matunga West
9833900335

Call 9833900330 | 9930375161



Certified UI UX Designing Course

| Adobe XD | FIGMA | Adobe Photoshop | Illustrator |
PORTFOLIO Creation | INTERVIEW Preparation

9930375161 | 9833900330

"CLASSROOM & ONLINE TRAINING AVAILABLE"

Original Fees
Rs. 69,990

Special Offer
Fees: Rs 3?990
All Inclusive
Duration
4/6 Months

SAVE 40%



Pay via Bank NEFT

SOFTPRO COMPUTER EDUCATION
Bank Name - HDFC BANK
Account Number - 50200024892324
IFSC Code - HDFC0001114
Branch - Matunga West

Original Fees 69,990

Special **Limited** Offer
Fees: Rs. 3?990 All Inclusive
Duration 4/6 Months


Dadar
9930375161

ANDHERI West
9833900330

Matunga West
9833900335

Pay **Credit Card** / Debit Card at the Institute
Pay by **CASH** at the Institute

Easy EMI
13000



9833900330
9930375161



Certified UI UX Designing Course
| Adobe XD | FIGMA | Adobe Photoshop | Illustrator |
PORTFOLIO Creation | INTERVIEW Preparation

Why only Rs. 37,990

Original Fees : **Rs. 69,990** (All Inclusive)

Original Fees
Rs. 69,990



Rs. 37,990

All Inclusive

Limited Time Offer



Special Offer
Fees: **Rs 37990**
All Inclusive
Duration
4/6 Months

SAVE 40%



VISIT FOR "EARLY BIRD" OFFERS



Why only Rs. 37990 for **ALL 21 Modules** ?

1. We OWN our training premises ! We don't pay rent.
We don't have to include the rent cost in your fees !!!

2. We are NOT a franchisee.

We don't need to pay franchisee fees to anyone.

So, We don't have to include franchisee fee cost in your fees !!!

3. No unnecessary theory classes.

Only necessary theory, 90% Practicals and more practicals.

Thus, saving your precious time going through mind numbing theory classes.

Easy EMI
13000



9833900330
9830375161

Dadar
9930375161

ANDHERI West
9833900330

Matunga West
9833900335



Certified UI UX Designing Course
| Adobe XD | FIGMA | Adobe Photoshop | Illustrator |
PORTFOLIO Creation | INTERVIEW Preparation

9930375161 | 9833900330
"CLASSROOM TRAINING"

Original Fees
Rs. 69,990



Special Offer
Fees: Rs 3?990

All Inclusive
Duration
4/6 Months

>>> CLICK TO WATCH VIDEO OF OUR
BATCHES >>>

SAVE 40%



VISIT FOR "EARLY BIRD" OFFERS
"FURTHER OFF" GIFT VOUCHER

Dadar
9930375161

ANDHERI West
9833900330

Matunga West
9833900335










Best Education, Honest Fees



Real Student Images

StoryBoarding
VIDEO EDITING
Visual Effects
3D ANIMATION
INTERNSHIP



EXPLORE OUR OTHER COURSES



Training Since 1992



ANIMATION | VFX | VIDEO EDITING | GRAPHICS

3D Animation Training Institute

**Post-Production | 3D Animation |
Visualization | Conceptualization |
Storyboarding | Character Animation |
VFX Effects | Video Editing | Modelling**



3D Animation | MAYA | VFX | AFTER EFFECTS | Video Editing

**100% Job Assistance
Become a
Certified
3D Animation
Professional**



Adv. 2 Year Diploma in 3D Animation & Multimedia

| 3D-Max | MAYA | Character Animation | Graphics
| Video Editing | Visual Effects | Digital Art | Storyboarding



EXPLORE THE CREATION OF EXISTING OPPORTUNITIES

*Enjoy each step along the way
that takes you into the unknown
space.*

- **Visualization**
- **Pre-production**
- **Production**
- **Post-production**



2024
NEW
Syllabus



Easy EMI

Rs. 18000



@softpro.animation.academy

2024
NEW
Syllabus

📞 9930375161 | 9833900330



Adv. 2 Year Diploma in 3D Animation & Multimedia

**| 3D-Max | MAYA | Character Animation | Graphics
| Video Editing | Visual Effects | Digital Art | Storyboarding**



Who Can do this Course?

**Anyone wanting a “Life & Career”
in Graphic Design & Animation**

- **10th Std Students**
- **12th Std Students**
- **Under Graduates**
- **Graduates & Designers**

**2024
NEW
Syllabus**

Course Is Ideal For :

- 10th Std, HSC, Under Graduates, Graduates
- Job & Career Seekers
- Media Advertising Professionals
- Freelancers, Digital Marketers & Web Designers

Anyone wanting a “Life & Career in Design & Animation”

with



**2024
NEW
Syllabus**



@softpro.animation.academy



📞 9930375161 | 9833900330

Easy EMI

Rs. 18000

'AD3DA' COURSE CONTENTS : 11 DIPLOMAS

Module-1 Diploma in SKETCHING

Module-2 VISUALIZATION, SKETCHING & 2D STORY BOARDING

Module-3 Advanced GRAPHICS Diploma Digital ART

Module-4 2D Animation - Adobe ANIMATE™

Module-5 Diploma in AUTODESK 3D MAX - STUDIO 3D ANIMATION

Module-6 Diploma IN CHARACTER ANIMATION

Module-7 Diploma in Visual FX - Adobe AFTER EFFECTS

Module-8 Diploma in Video Editing - Adobe PREMIERE

Module-9 Diploma in Sound Editing Audition

Module-10 Diploma in 3D ANIMATION BLENDER™

Module-11 MAYA : Rigging, Skinning, Animation & Expressions

FINAL PORTFOLIO CREATION & Digital Marketing Skills for Personal Branding

Duration : 2 years | Regular | Fast Track Available |

11 Courses
Diplomas

GLOBALLY
BENCHMARKED
CURRICULUM
100% Job Assistance



Easy EMI
Rs. 18000





Be a Master VFX, Motion Graphics, 3D ANIMATION AD3AD 2 YEAR DIPLOMA

INTERNSHIP



Where do 3D Animators & Motion Designers Work?

Animators, Graphic and Multimedia Designers typically work in Agencies, Motion picture offices, Computer systems and Software companies and Advertising agencies.

This industry also had a very high percentage (59%) of self-employed workers this year, indicating that remote work arrangements are very possible in this field.

JOBS & POSITION

- Video Editing Jobs
- Visual Development Artist jobs.
- 3D ANIMATION Jobs
- Digital Art Director jobs.
- Graphic Illustrator jobs.
- 3D Artist jobs.
- Freelancing jobs.
- Background Artist jobs.
- User Interface Manager jobs.
- Creative Art Director jobs.
- Marketing Graphic Designer jobs.



@softpro.animation.academy

Easy EMI

At Rs.18000

Experience in the Training Industry Training Industry since over 32 years

- 100% Practical
- Certified & Qualified Instructors with Industry Experience.



9833900330
9930375161

Be a MASTER in 3D Animation AD3AD 2 YEAR DIPLOMA
3D ANIMATION | MAYA | VFX | VIDEO EDITING | BLENDER



Adv. 2 Year Diploma in 3D Animation & Multimedia

| 3D-Max | MAYA | Character Animation | Graphics
| Video Editing | Visual Effects | Digital Art | Storyboarding



Diploma in Graphic Designing DIGITAL ART (In-depth & Advanced)

1. Adobe Photoshop™
2. Adobe Illustrator™
3. Adobe In-Design™
4. CorelDRAW™
5. Adobe Dimension™ - Product & Packaging Designing.
6. PORTFOLIO Creation
7. Social Media Branding (Instagram, YouTube, LinkedIn)
8. Digital Art (Canva™ PRO)
9. Interview Preparation
10. AI TOOLS - Adobe Firefly, Adobe Express
11. CERTIFICATION ISO-2001 Govt. Recg



Trained Over 13,959+ Students since 1992



BE AN EXPERT >> CAREER OPTIONS

- Graphic Designer
- Photoshop specialist
- DTP Operator,
- Advertising Designer
- Layout Artist
- Web Image Editor
- Fashion Designer
- Packaging & Product Designer
- Digital Illustration
- Visualizer
- Logo Designer
- Banner Creator
- Social Media Graphic Designer
- Freelancing Graphic Designer
- Graphic Consultant
- Media Researcher



**Attend
a DEMO
Class**



Experience in the Training Industry Training Industry since over 30 years
•100% Practicals •Certified & Qualified Instructors with Industry Experience

**2024
NEW
Syllabus**

- ALL INCLUSIVE**
- ✓ 2 Year Program
 - ✓ Advance Modules
 - ✓ 11 Certificates
 - ✓ 18 % GST Included
 - ✓ Books & Notes
 - ✓ Live Projects



**www.3danimation
institute.com**

**Dadar West
9930375161**

**Matunga West
9833900330**

**Andheri
9820936176**

☎ 9930375161 | 9833900330

Be a MASTER in 3D Animation AD3AD 2 Year DIPLOMA

3D ANIMATION | MAYA | VFX | VIDEO EDITING | BLENDER



STORY-BOARDING for Motion Graphics

Learn to Use timeless animation principles to create interesting and dynamic animations. Motion graphics concepts, workflows, & best practices Theory of Motion Animation - to animate text, photos, video, add sound. Concept of 3D models and animations.

● Process of storyboarding:

In the film industry, storyboards are used to plan out an entire movie, shot by shot, before filming begins. The storyboard for Scene One opens with a sketch of what the first shot, or camera angle, will look like. The next shot, from a different angle, is shown in the next image on the storyboard - you will learn to understand these concepts.

● Storyboard Essentials:

Storyboards are essential because they help studios define the parameters of the story within the required resources and time. And that's the best way to guarantee a smooth production process. If the animated video is complicated, it will take a lot of time and a larger budget to produce - you will learn to understand these concepts.



Animated Storyboard

An animatic is an animated storyboard—a slideshow of images depicting movement. To create an animatic, make a rough draft animation, usually with sound effects or music, giving filmmakers an idea of what the final animation or live-action sequence will look like.

Elements of Shoots:

Each shot of a storyboard captures several key elements: subject, background, camera shot, and the camera's movement.

Within a shot is the subject, the central character or object of a frame, and the foreground and background of a shot.

Digital Storyboard:

Storyboards are visual representations that aid in the the creation process of digital storytelling. Storyboards layout images in sequential order to create the the flow of the production. You will also learn the technical aspects and explanations of design



Easy EMI
Rs.18000

**“Be an Expert in Motion Graphics, Video Editing
Compositing, Visual Effects, Sound Editing”**



Adv. 2 Year Diploma in 3D Animation & Multimedia

| 3D-Max | MAYA | Character Animation | Graphics
| Video Editing | Visual Effects | Digital Art | Storyboarding



2024
NEW
Syllabus

**2 Year
Diploma**

Get Training on
 **AUTHORISED**
Training Software



Dadar / Matunga
9930375161

ANDHERI West
9833900330

Matunga West
9833900335

Why Should you Learn from Softpro?

YOU get an ISO CERTIFIED Certification

1. 30 Years Experience (Estbl. 1992 Softpro Academy)
2. 100% Practicals in Classroom with Assignments
3. You Create & Work on 75+ Live Projects.
4. Learn from Professionals & Experts
5. Faculties have REAL Life Experience
6. Small Batches leads to Personal Attention
7. Simple & Easy to Understand Course Material
8. You have Recorded Lectures - Lifetime Access
9. Highly Experienced & Industry Expert Faculty.
10. Friendly, Supportive, Patient & Qualified Faculty.
11. Easy Installment Facility.
12. 100% Job Assistance

www.3danimationinstitute.com



Trained Over 13,959+ Students since 1992



[softpro.animation.academy](https://www.instagram.com/softpro.animation.academy)

9930375161

9833900330



ADVANCED
3D ANIMATION
MAYA
CHARACTER
VISUAL EFFECTS
VIDEO EDITING
SOUND ENGG.
GRAPHIC
SKETCHING



ALL INCLUSIVE
☒ 2 Year Program
☒ Advance Modules
☒ 11 Certificates
☒ 18 % GST Included
☒ Books & Notes
☒ Live Projects



**www.3danimation
institute.com**

Dadar
9930375161

ANDHERI West
9820936176

Matunga West
9833900330

3DMAX Animation Module

3ds Max training course

This course provides the foundational skills for using 3ds Max. You learn how to use **AutoDesk 3ds Max's tools for creating architectural Modeling and Animations**. This 3ds Max training class includes detailed coverage of the interface and proper workflow for setting up 3ds Max projects.

Students will learn:

- Introduction to 3ds Max
- 3D in **PRODUCTION** workflow
- 3D process overview: **Understanding Modeling, Materials, Animation, And Rendering**
- 3ds Max interface overview
- Creating objects
- 3D objects from 2D/ 3D shape
- Transforms: position, rotation, and scale
- Managing objects: layers, hide, and isolate
- Introduction to materials
- Adding **Lights and Cameras**
- **Rendering**
- More complex objects: Modifiers
- Introduction to polygon **MODELING**: Vertex, Edge, Poly Sub-objects
- More complex materials: UVW coordinates
- **MAPS AND MATERIALS**
- Texture unwrapping and painting
- Introduction to animation
- **KEYFRAME ANIMATION**
- Animating lights and cameras
- **RENDERING animation sequences**
- Editing and compositing **animation footage**



Benefits of this course

Small classes, limited to 5-7 students.

100% hands-on training. Every student gets their own computer to follow along.

Most affordable 3D ANIMATION class. #1 ANIMATION class in Mumbai.

Learn tricks that will separate you from the average ANIMATION PROFESSIONAL user.

Conveniently located in City centre near PRIME station. Expert Autodesk Certified Instructor with more than 10 years of experience using and teaching 3D MAX & MAYA.

This course is designed for STUDENTS & Professionals who are seeking to learn 3D tools for creating renderings, whether for Movie Studio, Architectural, Game design, or Animation. **No previous experience with 3D is needed.** (Photoshop Knowledge is a must)

FREE Trial Class

ADVANCED
3D ANIMATION
MAYA
CHARACTER
VISUAL EFFECTS
VIDEO EDITING
SOUND ENGG.
GRAPHIC
SKETCHING



**2 Year
Diploma
with
Internship**



**www.3danimation
institute.com**

MOST POPULAR

"CALL"
Dadar West
9930375161
Matunga West
9833900330

Character Animation Module

Character Animation Fundamentals in 3ds Max demonstrates the basic principles of character animation that help bring simple 3D characters to life. Starting with an overview of the character rig, the course provides guidelines for creating strong poses and explains how to animate from pose to pose in an organized fashion.

The course also covers locomotion—animating realistic gestures, walks, and runs; explores the basics of facial expressions and culminates with an animated scene built entirely from scratch.

Students will learn:

Topics include:

- Posing digital characters
- Creating stock poses,
- Understanding forces,
- Character Motion, Secondary
- Key framing initial poses
- Animating Weight Shifts
- Pose-to-pose Transitions
- Animating walks and runs
- Adding personality to a walk
- Animating facial movement: Blinks, Head Turns,
- Mouth Movement, **Animating an entire scene**



Get Training on
AUTODESK
Authorized Software

FREQUENTLY ASKED QUESTIONS -

What materials does the course comes with?

The courses will come with a great textbook, which is yours to keep.

How big are your classes?

All classes are of 5 to 11 students.



It is a **Classroom Course** held at our Mumbai location.

Why is the tuition much lower than other schools?

Our tuition is much lower than other training providers because we have optimized our business processes to ensure quality training at a reasonable price. As a smaller school with lower overhead we are able to provide a great class and better value to our students. We believe that education should be affordable and reach out to all students.

What are your instructors like?

We only hire the best instructors. Our instructors are all 3D MAX Certified Instructors with over 10 years of experience using and teaching 3D Animation & Maya.

Why should I choose your training over other Providers?

Choosing a training provider can be tough choice.

We all claim to offer the best value, in terms of price, features & training. The Technical Institute of Softpro offers the lowest price, one of the best rate. As a Mumbai licensed school and Accredited business we can honestly say what we offer is the truth and you can verify it.



**2024
NEW
Syllabus**

"Be an Expert in Motion Graphics, Video Editing Compositing, VFX, Post PRODUCTION"



ADOBE PREMIERE PRO Students WORK on skills such as starting a project, making cuts, post-production workflow, sound design, media management, basic effects, and other advanced concepts.

VIDEO EDITING Adobe Premiere

Editors hold one of the most critical roles in the film making industry. Filmmakers rely on an editor's storytelling and digital editing skills to shape the narrative of their story in post production and to polish their films.

Editors are not solely limited to the film industry; they work in many areas of media, including news, ads, documentaries, television, and web series.

ADVANCE LEVEL

- Premiere Pro - Software Essentials
- Creating a Montage (Theory)
- How to efficiently log footage, project, Editing
- Audio/Implement audio and perform audio mixing
- How to correctly export your project with the appropriate settings
- Intermediate Sound/Advanced audio mixing techniques
- Creative Storytelling/Be a better storyteller.



Adobe Premiere Pro Training Class - Introduction: Course Topics

Understanding digital video: foundations for Premiere Pro editing



Understanding Video Settings



Input & output formats
Dimensions, Framerate & Pixel aspect ratio
Online and social media video standards
Understanding Timecode
Learning the Premiere Pro interface

Understanding The Default Workspaces

Switching and resetting Premiere Pro workspaces
Working with Premiere Pro panels
Application tools, Setting preferences
Using the PROJECT PANEL
Understanding media management & creating and organizing bins
Using the media browser panel,
Previewing clips: hover scrub vs source monitor, Transcoding video



The Cuts-only Editing Methodology: Continuity Editing

A Roll vs. B Roll, Cut-ins and cut-aways; cutting on action
Working with multiple video tracks,
Trimming clips in the Premiere Pro source monitor
Making insert and overwrite edits, Using the timeline editing tools



MASTER in 3D Animation AD3AD 2 YEAR DIPLOMA
3D ANIMATION | MAYA | VFX | VIDEO EDITING | BLENDER

"Be an Expert in Motion Graphics, Video Editing Compositing, Visual Effects, Sound Editing"

MOST
POPULAR



ADOBE AFTER EFFECTS will get you started using After Effects powerful tools for creating a wide range of Visual and Audio effects. Our classes are led by Experienced Motion Graphics Professionals who have background with Broadcast, Film, and Online Media Production.

**VFX:
AFTER
EFFECTS**

**ADVANCE
LEVEL**

- Design Theory
- Animating
- Titles
- Compositing
- 2D Animation
- 3D Animation
- Keyframing
- Effects
- Green screen



- Visual Effects Workflow
- Chroma Keying in After Effects
- Motion Tracking
- Motion Stabilization with After Effects
- 3D Camera Tracking
- Time Remapping Video
- Screen and Critique



After Effects Training Class - Course Modules



Digital Video basics in Adobe After Effects

Analog versus digital, Frame rate and resolution, Defining motion Graphics

Using the After Effects Interface, Understanding the After Effects panel system

Media Management, Importing media files, Importing Photoshop and Illustrator files

Previewing footage, Previewing stills and video, Previewing audio

Trimming a video clip, Using the **Interpret Footage** dialog box

Looping an audio or video file, Using Layers in Adobe After Effects

Layer basics, Layer options, Creating a layer solid, Understanding the layer switches

Time stretch and frame blending, Nesting compositions/layers using precomps

Using keyframes in Adobe After Effects, Animation of layer properties using keyframes

Using layer parenting to ease repetition, **Understanding motion paths**

Working with layer blending, Controlling the speed of animations

Using text in Adobe After Effects, Creating text, Character palette, Paragraph palette

Animating text with keyframes, Animating text using presets, Using Bridge with After Effects

Masking and alpha channels in Adobe After Effects

Masking, Animating masks, Working with alpha channels, Track matte,

Using Effects in Adobe After Effects, Animating effects...and much more.



Easy EMI

Rs. 18000

**9833900330
9930375161**

MASTER in 3D Animation AD3AD 2 YEAR DIPLOMA
3D ANIMATION | MAYA | VFX | VIDEO EDITING | BLENDER

"Be an Expert in Motion Graphics, Video Editing Compositing, VFX, Post PRODUCTION"



Advance VFX: AFTER EFFECTS

ADVANCED AFTER EFFECTS

We believe in a hands-on approach that allows students to gain experience in After Effects, while training them as storytellers as well. We find that the best approach to students gaining experience is for them to create and work on their own projects.

During the course students will finish 4 projects that become more challenging as the course progresses.

- Character Animation
- Animation Presets
- Effects
- ROTOSCOPY
- COLOR CORRECTION
- 3D MOTION WITH CROMA
- MATTE COMPOSITING
- FINAL EFFECT



● 3D Capabilities of AFTER EFFECTS

3D layers, 3D Transform properties

Animating 3D layers, Lights

Rendering from a composition

Creating render templates,

Exporting a project file

Visual Effects Workflow

Chroma Keying in After Effects

Motion Tracking, Motion Stabilization

3D Camera Tracking, Time Remapping Video

USING AFTER EFFECTS CLONING TOOLS

● ROTOSCOPING VIDEO FOOTAGE

CREATING ENVIRONMENTAL EFFECTS

Fog, Smoke, Mist, Wind

Precipitation. Fire, Heat Distortion

Explosive Effects

● **ADVANCED AFTER EFFECTS**

● **RENDER QUEUE USAGE**



● **Final Project Submission**

Easy EMI

At Rs.18000



www.3danimationinstitute.com

MASTER in 3D Animation AD3AD 2 YEAR DIPLOMA
3D ANIMATION | MAYA | VFX | VIDEO EDITING | BLENDER

Advanced
3d Animation
MAYA
Character
Visual Effects
Video Editing
Sound Engg.
Graphic
Sketching

3D Animation | MAYA | Module

MAYA is a **high-end 3D software** that is used heavily throughout the **entertainment industry**. It allows 3D artists to create the elaborate computer-generated environments and **stunning digital characters** seen in today's **blockbuster films** and **AAA game titles**.

This Course is designed to build a strong foundation for working with the major areas of this extremely robust application. While various industries and studios use Maya for slightly different purposes, the core tools and work flows remain the same, and the collection of courses in this path are designed to help you build those core skills.

MAYA Training Class - Course Topics

- Basic Modeling
- Model Detailing
- Model Finishing and Delivery
- Laying out Uvs
- Materials and Textures
- Rigging for Animation
- Animation in Maya
- Dynamics in Maya
- Lighting and Rendering



Detailing the Drone Body

Modeling the Support Structure
Building the Motors
Detailing the Bottom of the Drone
Modeling: Camera Assembly Base
Materials, Textures, and Rendering

UV Mapping Workflows in Maya

Working with Shading Network Connections

Using Textures with Shading Networks
Solving Unique Shading Problems

Rigging in Maya

Course Overview

Well Begun is Half Done: **Planning and Rigging Basics**

- Creating the Spine and Controls
- Creating the Rig: Legs, Feet, and Shoulders
- Creating the Rig: Arms and Hands
- Skinning, Painting Weights
-

Animation Fundamentals

MAYA ANIMATION

- Playback Controls and Time Slider
- Animation Preferences
- Basic of Keyframes and Animation
- Understanding the Graph Editor
- Using the Time Editor
- Visualize Tools
- Create Animation That Follows a Path
- Learn MASH Animation Toolset
- Previewing Animations in Real-time



**2024
NEW
Syllabus**



ALL INCLUSIVE
☒ **2 Year Program**
☒ **Advance Modules**
☒ **11 Certificates**
☒ **18 % GST Included**
☒ **Books & Notes**
☒ **Live Projects**

Get Training on
AUTODESK
Authorized Software



**www.3danimation
institute.com**



**M AUTODESK[®]
MAYA[®]**

ADVANCED
3D ANIMATION
MAYA
CHARACTER
VISUAL EFFECTS
VIDEO EDITING
SOUND ENGG.
GRAPHIC
SKETCHING

Advanced | 3D MAYA | Module



Advanced 3D MAYA Course Contents

In this section, you'll have the opportunity to explore the more advanced concepts of creating dynamic particle simulations and realistic lighting effects for your Maya scenes.

Maya Particle

Introduction to nParticles

- Working with Point Particles
- Working with Ball Particles
- Working with Cloud Particles
- Working with Liquid Particles
- Creating an Energy Blast Effect Using Maya nParticles
- Creating an Energy Blast Effect Using Maya nParticles



Male Model, Female Model, Transformer, Animal with Anatomy

Arnold for Maya

- Arnold Basics
- Using a Linear Workflow
- Lighting Basics
- Using Specialized Lights
- Using Arnold Materials
- Texturing
- Rendering Effects
- Render Output



What you will learn in Advanced MAYA Level

- Advanced Maya Interface
- Maya's Modeling Tools
- Animation Workflows
- UV Mapping
- Rigging Characters and Objects
- Hard-surface Modeling
- Dynamics
- Lighting and Rendering
- Shading Networks



www.3danimationinstitute.com



2 Year
Diploma
with
Internship





BLENDER

3D ANIMATION : with BLENDER

SOFTWARE YOU LEARN
BLENDER™



This course is in the process of being completely remastered in Blender. Blender is a fantastic platform which enables you to make AAA-quality models which can be exported to any game engine, 3D printer, or other software.

What Can I do with Blender

- Create assets for video games.
- Make unique 3D printed gifts.
- Design your dream house, car, etc
- Express yourself through 3D artwork.
- Learn how to create 3D Models and Assets for games using Blender,

The Course is Project-based, so you will applying new skills immediately to real 3D models. You'll be amazed what you can achieve!

● **BLENDER COURSE CONTENTS:**

Rendering and Animation Basic Concepts

Learn Blender Interface & Screen, Working with Viewports

Creating and Editing Objects - Meshes, Tool Shelf.

- **Blender Render Engines**, Materials and Textures

Setting Up a World

- **Lighting and Cameras**: Camera Settings and Options

Using Nodes for Depth-of-Field, Green Screen (Chroma Key), and More

Lighting Types and Settings : Indirect Lighting

- **Render Settings: Rendering Movies and Images**

Ray-Tracing (mirror, transparency, shadows)

- **Lighting and Shadows**: Reflection (mirror) and Refraction (transparency)

Animation Essentials: Key-framing and Auto Key-framing, Graph Editor, Dope Sheet

- **Animating Materials, Lamps and World Settings** (and more)

Blender 3D Text Settings, **NURBS and Meta Shape Basics**

Particle Systems and , Working With Constraints: Following Paths and Curves

- **Armatures (bones and skeletons)**

Creating Fabric and Fluid Effects with Interactions

Realistic Object Interactions in Real-Time and Animations

Creating Springs, Screws, Gears and other Add-On Shapes

- **Video Motion Tracking**, Setting Up the Tracking Scene

Using Masks and Materials : Texture Mapping

Video Sequence Editor : Producing a Movie From Individual Clips and Images

- **Adding an Audio Track** ● **Exporting Models**



9833900330
9930375161

**“Be an Expert in Motion Graphics, Video Editing
Compositing, VFX After Effects, Post Production”**



Advance 2 Year Diploma in 3D Animation & Multimedia

| 3D-Max | MAYA | Character Animation | Graphic Design
| Video Editing | Visual Effects | Digital Art | Storyboarding

Advanced
3D Animation
MAYA
Character
VFX After Effects
Video Editing
Sound Engg.
Graphic Design
Storyboarding

AD3DA
10 Diplomas

Rs. ~~3,69,990~~

ORIGINAL FEES

Limited Time Offer

2 Year
Diploma
with
Internship



www.3danimation
institute.com

Dadar West
9930375161

Matunga West
9833900330

Andheri
9820936176

Why only Rs. 1,79,990

Original Fees : ~~Rs. 3,69,990~~ (All Inclusive)



AD3DA 2 Year
1,79,990
All Inclusive
Limited Time Offer

Easy EMI
Rs. 18000

Why only Rs. 1,79,990 for ALL 11 Diplomas?

1. We OWN our training premises ! We don't pay rent.

We don't have to include the rent cost in your fees !!!

2. We are NOT a franchisee.

We don't need to pay franchisee fees to anyone.

So, We don't have to include franchisee fee cost in your fees !!!



3. No unnecessary theory classes.

Only necessary theory, 90% Practicals and more practicals.

Thus, saving your precious time going through mind numbing theory classes.



- ✓ 100% Practicals
- ✓ Work on Projects
- ✓ Case Studies
- ✓ Job ASSISTANCE

9833900330





Voted #1 Course

5.0
RATING



Trained over 13,959+ Students

9930375161 | 9833900330



"CLASSROOM TRAINING AVAILABLE"

DADAR & MATUNGA WEST CENTRE ADDRESS

DADAR & MATUNGA ADDRESS:

B/2, Vimal Udyog Bhavan, 1st Floor,
Nr BPL Mobile Off,
Opp. STARCITY (MOVIE TIME) Cinema,
7 Min Walk from MATUNGA (West) Station,
12 Min from Dadar W Stn. Mumbai-400016. 9833900110 / 9833900330

GOOGLE MAP LINK DADAR/Matunga

<https://maps.app.goo.gl/nA4VmAbahyBoHNRt6>



ANDHERI WEST CENTRE ADDRESS

ANDHERI WEST ADDRESS:

PEARL PLAZA, 7th Floor, Office No.704,
Masjid Gali, 1 Minute from Station.
JUST OUTSIDE ANDHERI WEST STATION.
NEXT to new Mc-Donald. Call 9324347326

GOOGLE MAP LINK ANDHERI

<https://goo.gl/maps/vKqqSvJ6zFKcPEKX7>



ALL INCLUSIVE

- ✓ 2 Year Program
- ✓ Advance Modules
- ✓ 11 Certificates
- ✓ 18 % GST Included
- ✓ Books & Notes
- ✓ Live Projects

INTERNSHIP

www.3danimationinstitute.com



**100%
Practical
Training
on Live
Projects**



Get Training on



AUTHORISED
Training Software

CERTIPOINT

AUTHORIZED TESTING CENTER

www.certipoint.in





AD3DA 2 years
| 3D-Max | MAYA | Character Animation |
| Video Editing | Visual Effects | Digital Art |

'AD3DA' COURSE CONTENTS : 11 DIPLOMAS



Module-1 Diploma in SKETCHING

Module-2 VISUALIZATION, SKETCHING & 2D STORY BOARDING

Module-3 Advanced GRAPHICS Diploma Digital ART

Module-4 2D Animation - Adobe ANIMATE™

Module-5 Diploma in AUTODESK 3D MAX - STUDIO 3D ANIMATION

Module-6 Diploma IN CHARACTER ANIMATION

Module-7 Diploma in Visual FX - Adobe AFTER EFFECTS

Module-8 Diploma in Video Editing - Adobe PREMIERE

Module-9 Diploma in Sound Editing Audition

Module-10 Diploma in 3D ANIMATION BLENDER™

Module-11 MAYA : Rigging, Skinning, Animation & Expressions



FINAL PORTFOLIO CREATION & Digital Marketing Skills for Personal Branding

Duration : 2 years | Regular | Fast Track Available |

11 Courses
Diplomas



@softpro.animation.academy

9930375161
9833900330



2 Year Program
Daily / Alternate Batch,
Weekend, Sunday,
FAST TRACK Available

GLOBALLY
BENCHMARKED
CURRICULUM
100% Job Assistance

Get Training on

Adobe
Adobe® Creative Cloud™

Trained over 13,959+ Students



Adv. 2 Year Diploma in 3D Animation & Multimedia

| 3D-Max | MAYA | Character Animation | Graphic Design
Web Design | Video Editing | Visual Effects | Digital Art | Sketching

Advanced
3d Animation
MAYA
Character
Visual Effects
Video Editing
Sound Engg.
Graphic
Sketching



2 Year
Diploma
with
Internship



www.3danimationinstitute.com

Dadar
9930375161

ANDHERI West
9820936176

Matunga West
9833900330



ISO CERTIFIED CERTIFICATION



Trained Over 13,959+ Students since 1992