



“Be an Expert in Motion Graphics, Video Editing & Compositing, Visual Effects with Sound Editing”

**3D Animation | Character Modeling | Conceptualization |
Rigging | Rendering | VFX Visual Effects | Video Editing**



VIDEO EDITING | VFX | AFTER EFFECTS | PREMIERE PRO | SOUND



**100% Job Assistance
Become a Certified
Video Editing & VFX Professional**



**9833900330
9930375161**



**"Be an Expert in Motion Graphics,
Video Editing & Compositing,
Visual Effects with Sound Editing"**



**MOTION
GRAPHICS
VISUAL EFFECTS
VIDEO EDITING
SOUND ENGG.**

**VPROVFX+
7 Diplomas**

Rs. ~~69,990~~

Rs. **39,990**

EXCLUSIVE Offer

All Inclusive

ALL INCLUSIVE

- ☑ 6 Months
- ☑ Advance Modules
- ☑ 4 Certificates
- ☑ 18 % GST Included
- ☑ Books & Notes
- ☑ Live Projects

**Get Training on
Authorised**



www.3danimation
institute.com

**FREE
TRIAL CLASS**

"CALL"

Dadar West

9930375161

Matunga West

9833900330

MASTER DIPLOMA IN VIDEO EDITING & VFX

Master VISUAL EFFECTS VFX & VIDEO EDITING

Module 1 : **STORY BOARDING**

Module 2 : **Video Editing Adobe Premiere™**

Module 3 : **ADVANCED Adobe Premiere™**

Module 4 : **Visual FX Adobe After Effect™**

Module 5 : **ADVANCED Adobe After Effect™**


Module 6 : **Sound Editing Adobe Audition**

Module 7 : **Portfolio Creation & Final Project**

Fees: Rs. ~~69,990~~

Offer: **45,990**

Dur: **6 months**



VFX
SOUND
EDIT



Add Photoshop Fees 9,990

CAREER OPTIONS:

3D Animator

3D Modelling Artist

Motion Graphic Artist

Lighting Artist

Animation Director

Modeling Artist

Character Animator

Render Artist

FX Artist

Video Editor

Corporate Presenter

Seminar Designer

Rigging Artist

Layout Designer



Whatsapp
click to chat

9833900330

Certified VIDEO EDITING & VFX Course
| Adobe PREMIERE PRO | Adobe AFTER EFFECT | Adobe AUDITION |
PORTFOLIO CREATION | INTERVIEW PREPARATION



Real Classes Images

Why Should you Learn from Softpro?

1. **32+ Years Established since 1992 Softpro Academy**
2. **100% Practicals in Classroom with Assignments**
3. You Create & **Work on Live Projects.**
4. **Learn from Experienced Professionals & Experts**
5. Faculties have REAL Life Experience
6. **Small Batches of Students leads to Personal Attention**
7. Simple & Easy to Understand Course Material
8. **You have Classroom Training & Learn from Anywhere**
9. Highly Experienced & **Industry Expert Faculty.**
10. **100% Job Assistance**
11. **Dedicated Placement Team**





Module 1 : STORYBOARDING

- For Video Editing, VFX, Motion Graphics

Learn to Use timeless animation principles to create interesting and dynamic animations. Motion graphics concepts, workflow & best practices

● Process of Storyboarding:

In the film industry, storyboards are used to plan out an entire movie, shot by shot, before filming begins. The storyboard for Scene One opens with a sketch of what the first shot, or camera angle, will look like.

The next shot, from a different angle, is shown in the next image on the storyboard - you will learn to understand these concepts.

● Storyboard Essentials:

Storyboards are essential because they help studios define the parameters of the story within the required resources and time.

And that's the best way to guarantee a smooth production process.

If the animated video is complicated, it will take a lot of time and a larger budget to produce - you will learn to understand these concepts.



Animated Storyboard

An animatic is an animated storyboard—a slideshow of images depicting movement. To create an animatic, make a rough draft animation, usually with sound effects or music, giving filmmakers an idea of what the final animation or live-action sequence will look like.

Easy EMI

Elements of Shoots:

Each shot of a storyboard captures several key elements: subject, background, camera shot, and the camera's movement.

Within a shot is the subject, the central character or object of a frame, and the foreground and background of a shot.

Digital Storyboard:

Storyboards are visual representations that aid in the the creation process of digital storytelling. Storyboards layout images in sequential order to create the the flow of the production. You will also learn the technical aspects and explanations of design



**“Be an Expert in Motion Graphics, Video Editing
Compositing, Visual Effects, Sound Editing”**

"Be an Expert in Motion Graphics, Video Editing Compositing, VFX, Post PRODUCTION"




VIDEO EDITING Adobe Premiere

Module 2 : ADOBE PREMIERE PRO

Students WORK on skills such as starting a project, making cuts, post-production workflow, sound design, media management, basic effects, and other advanced concepts.

Editors hold one of the most critical roles in the film making industry. Filmmakers rely on an editor's storytelling and digital editing skills to shape the narrative of their story in post production and to polish their films.

- Premiere Pro - Software Essentials 
- Creating a Montage (Theory)
- How to efficiently log footage, project, Editing
- Audio/Implement audio and perform audio mixing
- How to correctly export your project with the appropriate settings
- Intermediate Sound/Advanced audio mixing techniques
- Creative Storytelling/Be a better storyteller.



Adobe Premiere Pro Training Class - Introduction: Course Topics

Understanding digital video: foundations for Premiere Pro editing

Understanding Video Settings

Input & output formats
Dimensions, Framerate & Pixel aspect ratio
Online and social media video standards
Understanding Timecode
Learning the Premiere Pro interface

Understanding The Default Workspaces

Switching and resetting Premiere Pro workspaces
Working with Premiere Pro panels
Application tools, Setting preferences
Using the PROJECT PANEL
Understanding media management & creating and organizing bins
Using the media browser panel,
Previewing clips: hover scrub vs source monitor, Transcoding video



The Cuts-only Editing Methodology: Continuity Editing

A Roll vs. B Roll, Cut-ins and cut-aways; cutting on action
Working with multiple video tracks,
Trimming clips in the Premiere Pro source monitor
Making insert and overwrite edits, Using the timeline editing tools



Be a MASTER in Video Editing, VFX & 3D Animation
Adobe PREMIERE | Adobe AFTER EFFECTS | AUDITION |

"Be an Expert in Motion Graphics, Video Editing Compositing, VFX, Post PRODUCTION"



Module 3 : ADVANCED Adobe PREMIERE PRO

Advanced VIDEO EDITING Adobe Premiere

In this **ADVANCED MODULE** Create videos using multi-cam editing, green screen removal, and many advanced assignments. Export final videos for use in social media or to send to a client

- Intermediate Editing techniques
- Basic Narrative Scene
- Screening and Critique,
- Graphics and Effects
- Color Grading and Correction
- Intermediate Narrative Scene
- Project improvements for an advanced, polished look.
- Screening and Critique



● Uses Of Titles In Video

Creating graphic clips in Premiere Pro

Adding images to a graphic clip, Using the legacy titler, Creating an end credit roll
Controlling the speed of a rolling title, Working with graphic clips on the timeline
Creating a graphics template, Working with imported graphics in Premiere Pro

● **Working with Photoshop and Illustrator Files in Premiere Pro**
Using Premiere Pro Video Effects

● VIDEO EFFECTS in Premiere Pro

Animating static clip effects, Adjusting position, scale, rotation, and opacity for video in Premiere Pro
Applying Premiere pro video effects to clips,
Understanding the Premiere Pro timeline vs project panel
USING GREENSCREEN FOOTAGE IN PREMIERE PRO

● CLIP AUDIO

Working with various audio types including standard, mono, and 5.1 audio
Using the essential audio panel, Assigning audio clip types in Premiere
Animating clip volume, Outputting video from Premiere Pro

● Exporting video from Premiere Pro

Exporting video from Premiere Pro for desktop and broadband distribution
Understanding Video File Settings Including Video Dimensions, Formats And Codecs, Bit-rate, Frame Rate, Aspect Ratio
When Exporting From Premiere Pro.

● CREATING A GARBAGE MATTE IN PREMIERE PRO

Working with the ultra keyer
Learning to stabilize shaky footage with Premiere

● EVALUATING SHAKY FOOTAGE

Using the warp stabilizer
Introduction to Premiere Pro audio editing

● Final Project



9833900330

9930375161

Andheri Dadar



Be a MASTER in Video Editing, VFX & 3D Animation
Adobe PREMIERE | Adobe AFTER EFFECTS | AUDITION |

"Be an Expert in Motion Graphics, Video Editing Compositing, Visual Effects, Sound Editing"

MOST
POPULAR



Module 4 : ADOBE AFTER EFFECTS VFX

Our classes are led by Experienced Motion Graphics Professionals who have background with Broadcast, Film, & Online Media Production.

Certified VFX: AFTER EFFECTS

- Design Theory
- Animating
- Titles
- Compositing
- 2D Animation
- 3D Animation
- Keyframing
- Effects
- Green screen
- Visual Effects Workflow
- Chroma Keying in After Effects
- Motion Tracking
- Motion Stabilization with After Effects
- 3D Camera Tracking
- Time Remapping Video
- Screen and Critique



AFTER EFFECTS TRAINING CLASS - Course Modules

Analog versus digital, Frame rate and resolution, Defining Motion Graphics
Using the After Effects Interface, Understanding the After Effects panel system
Media Management, Importing media files, Importing Photoshop and Illustrator files
Previewing FOOTAGE, STILLs, VIDEO, AUDIO

Trimming a video clip, Using the **Interpret Footage** dialog box

Looping an audio or video file, Using Layers in Adobe After Effects

Layer basics, Layer options, Creating a layer solid, Understanding the layer switches
Time stretch and frame blending, Nesting compositions/layers using precomps

Using Keyframes in Adobe After Effects, Animation of layer properties using keyframes

Understanding motion paths

Working with **LAYER BLENDING**, Controlling the speed of animations

Animating text with keyframes, Animating text using presets, Using Bridge with After Effects

Masking and alpha channels in Adobe After Effects

Masking, Animating masks, Working with alpha channels, Track matte,
Using Effects in Adobe After Effects, Animating effects...and much more.

"Call for Early Bird Offers"



9833900330

Be a MASTER in Video Editing, VFX & 3D Animation
Adobe PREMIERE | Adobe AFTER EFFECTS | AUDITION |

"Be an Expert in Motion Graphics, Video Editing Compositing, VFX, Post PRODUCTION"




ADVANCE VFX: AFTER EFFECTS

Module 5 : ADVANCED AFTER EFFECTS VFX

Hands-on approach that allows students to gain experience in After Effects, while training them as storytellers as well.

The best approach to students gaining experience is for them to create and work on their own projects.

During the course students will finish 4 projects that become more challenging as the course progresses.

- Character Animation 
- Animation Presets
- Effects
- ROTOSCOPY
- COLOR CORRECTION
- 3D MOTION WITH CROMA
- MATTE COMPOSITING
- FINAL EFFECT



● 3D Capabilities of AFTER EFFECTS

3D layers, 3D Transform properties

Animating 3D layers, Lights

Rendering from a composition

Creating render templates,

Exporting a project file

Visual Effects Workflow

Chroma Keying in After Effects

Motion Tracking, Motion Stabilization

3D Camera Tracking, Time Remapping Video

USING AFTER EFFECTS CLONING TOOLS

● ROTOSCOPING VIDEO FOOTAGE

CREATING ENVIRONMENTAL EFFECTS

Fog, Smoke, Mist, Wind

Precipitation. Fire, Heat Distortion

Explosive Effects

- ADVANCED AFTER EFFECTS
- RENDER QUEUE USAGE
- Final Project 
- Submission



100% Practical Course



Easy EMI

Rs.12500

www.3danimationinstitute.com

Be a MASTER in Video Editing, VFX & 3D Animation
Adobe PREMIERE | Adobe AFTER EFFECTS | AUDITION |

“Be an Expert in Motion Graphics, Video Editing Compositing, Visual Effects, Sound Editing”



**SOUND
EDITING** 
**Adobe
Audition**



Easy EMI

Rs.12500

Module 6: Sound Editing Adobe Audition™

Audition is a comprehensive toolset that includes multitrack, waveform, and spectral display for creating, mixing, editing, and restoring audio content. This powerful audio workstation is designed to accelerate VIDEO PRODUCTION WORKFLOWS AND AUDIO FINISHING — and deliver a polished mix with pristine sound.

- AUDIO INTERFACE & BASIC EDITING
- SIGNAL PROCESSING
- Using the Effects Rack Amplitude and Compression effects
- AUDIO RESTORATION
- Recording into the Waveform Editor,
- Recording into the Multitrack Editor
- Creating a DJ-style (mixtape),
- Music mix with Cross-fading, Mixing collection of clips
- MULTITRACK EDITOR ORIENTATION
- Multitrack production, Multitrack & Waveform Editor
- Changing track Controls, Loop selections for playback
- RECORDING IN THE MULTITRACK EDITOR
- CREATING MUSIC WITH SOUND LIBRARIES
- Sound Mixing, - Testing your acoustics
- Learn Mixing process, Exporting ...etc.



Be a MASTER in Video Editing, VFX & 3D Animation
Adobe PREMIERE | Adobe AFTER EFFECTS | AUDITION |

"Be an Expert in Motion Graphics, Video Editing Compositing, Visual Effects, Sound Editing"



Module 7: PORTFOLIO & FINAL PROJECT

ADOBE BEHANCE PORTFOLIO FINAL PROJECT

Creating a portfolio with **Adobe Behance** involves showcasing your work in a visually appealing and **professional manner**.

Module 1: Introduction to Adobe Behance

- Introduction to Adobe Behance as a platform for creative professionals.
- Understanding the benefits of using Behance for portfolio creation.
- Setting Up Your Behance Account: Customizing your profile settings and preferences.

Module 2: Planning Your Portfolio

- Identifying the purpose and goals of your portfolio.
- Understanding your target audience.
- Guidelines for choosing the most relevant and impactful pieces for your portfolio.

Module 3: Crafting Compelling Projects

- Overview of the project creation process on Behance.
- Uploading images, videos, etc.
- Crafting compelling project titles and descriptions.

Module 4: Designing Your Portfolio

- Layout and Structure, ·Exploring different layout options for your Behance portfolio.
- Creating a visually appealing and user-friendly structure.

Module 5: Optimizing Visuals

- Image Editing and Enhancement: Tips for editing & enhancing images for optimal presentation.
- Establishing a consistent visual identity for portfolio.
- Creating a personal logo & color scheme.

Module 6: Personal Branding and Bio

- Crafting Your Bio: ·Writing a compelling and concise biography. Highlighting your skills, experiences, and aspirations.
- Showcasing Your Personal Brand:

Module 7: Engagement and Networking

- Exploring community features on Behance.
- Commenting, appreciating, and collaborating.

Module 8: Feedback and Iteration

- Iterating and Improving: Using feedback to iterate and improve your portfolio.

Module 9: Finalizing and Publishing

- Reviewing and proof-reading your portfolio for consistency.
- Publishing Your Behance Portfolio:** ·Steps to Publishing **your portfolio** on **ADOBE Behance**.



Be a MASTER in Video Editing, VFX & 3D Animation
Adobe PREMIERE | Adobe AFTER EFFECTS | AUDITION |



**"Be an Expert in Motion Graphics,
Video Editing & Compositing,
Visual Effects with Sound Editing"**

MOST POPULAR

**PHOTOSHOP
MOTION
GRAPHICS
VISUAL EFFECTS
VIDEO EDITING
SOUND ENGG.**

**VPROVFX+
7 Diplomas**

Rs. ~~69,990~~

Rs. 39,990

EXCLUSIVE Offer

All Inclusive

**"VISIT for
"Further
Early" Bird
Offers"**



www.3danimationinstitute.com

"CALL"

**Dadar West
9930375161
Matunga West
9833900330
Andheri West
9820936176**

MASTER DIPLOMA IN VIDEO EDITING & VFX

Master VISUAL EFFECTS VFX & VIDEO EDITING

Module 1 : **STORY BOARDING**

Module 2 : **Video Editing Adobe Premiere™**

Module 3 : **ADVANCED Adobe Premiere™**

Module 4 : **Visual FX Adobe After Effect™**

Module 5 : **ADVANCED Adobe After Effect™**

Module 6 : **Sound Editing Adobe Audition™**

Module 7 : **Portfolio Creation & Final Project**

Fees: Rs. ~~69,990~~

Offer: 45,990

Dur: 6 months



VFX



SOUND
EDIT



Add Photoshop Fees 9,990

CAREER OPTIONS:

3D Animator

3D Modelling Artist

Motion Graphic Artist

Lighting Artist

Animation Director

Modeling Artist

Character Animator

Render Artist

FX Artist

Video Editor

Corporate Presenter

Seminar Designer

Rigging Artist

Layout Designer



4.7/5 CUSTOMER REVIEWS

"Call for Early Bird Offers"



FREE Trial Class



Whatsapp
click to chat

9833900330



**“Professional Course in Motion Graphics,
Video Editing & Compositing,
Visual Effects with Sound Editing”**

Google



4.7/5 CUSTOMER REVIEWS

7 DIPLOMAS



✓ 90% Practicals ✓ Work on **Professional** Projects

1 Module Diploma in STORY BOARDING

2 Module Diploma in VIDEO EDITING

ADOBE
PREMIERE



3 Module **ADVANCED PREMIERE PRO**



4 Module Diploma in **VISUAL EFFECTS**

AFTER
EFFECTS



5 Module **ADVANCED AFTER EFFECTS VFX**



6 Module Diploma in ADOBE AUDITION

Sound
Editing:
Audition



7 Module **PORTFOLIO & Project Adobe Behance**



1-7 Diplomas
Rs. ~~69,990~~ 39,990/-
Limited Offer

**LIMITED
TIME ONLY**

5 - 6 Months
Daily / Alternate Batch,
Weekend, Sunday,
FAST TRACK Available

**GLOBALLY
BENCHMARKED
CURRICULUM**
100% Job Assistance

Certified FACULTY
from the Industry
Work on Live Projects
100% Practicals



Trained over 13,490+ Students

Why only Rs. 39,990

Original Fees : ~~Rs. 69,990~~ (All Inclusive)



Rs. 39,990

All Inclusive

Limited Time Offer



Why only Rs. 39,990 for ALL 7 Modules?

1. We OWN our training premises ! We don't pay rent.

We don't have to include the rent cost in your fees !!!

2. We are NOT a franchisee.

We don't need to pay franchisee fees to anyone.

So, We don't have to include franchisee fee cost in your fees !!!

3. No unnecessary theory classes.

Only necessary theory, 90% Practicals and more practicals.
Thus, saving your precious time going through mind numbing theory classes.

IN-DEPTH & ADVANCED COURSE

DADAR/MATUNGA ADDRESS

B/2,Vimal Udyog Bhavan, 1st Flr, Opp. MOVIE TIME (STARCITY Cinema)
Nr Mahalaxmi Society, 5 Min Walk from Matunga Rd (West) Station,
10 Min from Dadar West Station Mumbai- 400016

ANDHERI ADDRESS

Pearl Plaza, 7th Floor, Just Outside Andheri West Stn.



2 YEAR 3D ANIMATION DIPLOMA

VPROVFX+
7 Diplomas

Rs. ~~69,990~~

Rs. 39,990

All Inclusive

Limited Time Offer

ALL INCLUSIVE

- ✓ 6 Months
- ✓ Advance Modules
- ✓ 4 Certificates
- ✓ 18 % GST Included
- ✓ Books & Notes
- ✓ Live Projects

**"Visit for
Further
Early" Bird
Offers"**



"CALL"

Dadar West

9930375161

Matunga West

9833900330

Andheri West

9820936176